



# TOP SHOW MUSIC

---

## “CONCERT TRIO 1 MEDLEY”

---

"Three in Three" (P.W. Jones), "Surprise" (Haydn), "When the Saints" (Trad),  
"Drum Drum Away" (P.W. Jones), "Bilby Bomp" (P.W. Jones). Arr by P. W. Jones

2'52" minutes @ M.M. = 116

MUSIC FOR VERY BEGINNER CONCERT BANDS.

- |   |                                    |
|---|------------------------------------|
| 1 Full Score.                               | 8 B $\flat$ Brass. (F Clef)        |
| 6 Flute / Oboe.                             | 2 Bass Tuba. (Low Octave) (F Clef) |
| 6 B $\flat$ Clarinet.                       | 2 E $\flat$ Bass Tuba. ( F Clef)   |
| 1 E $\flat$ Clarinet.                       | 2 Bassoon, Bass Guitar             |
| 4 E $\flat$ Saxophone.                      | 2 Cello / String Bass.             |
| 2 B $\flat$ Saxophone.                      | 1 Piano / Keyboard                 |
| 8 B $\flat$ Brass. (G Clef)                 | 2 Mallets. (High) & Guitar         |
| 2 F Horn. (Unison)                          | 2 Mallets. (Low)                   |
| 2 F Horn. Op 2 Lower - Harmony)             | 1 Timpani.                         |
| 1 E $\flat$ Horn. (Unison)                  | 4 Drums. (Bass and Snare)          |
| 1 E $\flat$ Horn/E $\flat$ (Op 2 - Harmony) | 1 Drum Kit.                        |
|   | 3 Auxiliary Percussion.            |

©2019 by P. W. Jones. PUBLISHED 2019 BY TOP SHOW MUSIC, P.O. BOX 685 WYNNUM. 4178  
MOBILE 0418 740 919 EMAIL [tsm@topshowmusic.com.au](mailto:tsm@topshowmusic.com.au)  
Website [www.topshowmusic.com.au](http://www.topshowmusic.com.au) [www.facebook.com/TopShowMusicBrisbane](http://www.facebook.com/TopShowMusicBrisbane)

PHOTOCOPYING, OR MAKING COPIES OF THIS PUBLICATION IN ANY FORM OR BY  
ANY METHOD IS ILLEGAL.

ALL RIGHTS RESERVED.

TOP SHOW - IT'S AUSTRALIAN.  
CATALOGUE NO. 119M1 ISMN M720016-764

# NOTES FOR THE CONDUCTOR

“Concert Trio Medley No 1” is a sequel to “First Concert Medley” and “Concert Duet Medley(s)” This trio expands the previous duet by one additional note (Concert F) and of course now in three parts

It has been written as a very beginner piece to be played in three-part unison and therefore playable by any instrument, or combination of instruments, for a very beginner concert performance. If this still proves to be beyond the stamina level required, then the piece may be broken-up into the individual tunes.

Lyrics have been included to not only assist with phrasing and rehearsals, but to also allow for an added dimension to the performance.

## Additional Parts

At this level, F Brass and Eb Brass have difficulty with the unison method because the required notes are either too high or too low. To assist with this, there are harmony parts written at the same written pitch as the Bb instruments which, is generally more achievable by these instruments. This does however mean that when using the harmony parts, they do not get to play the melody. Choose the parts that best suit your students in programme.

There are also two mallet parts, one written an octave below the other. This caters for the two different methods for teaching mallets. Lower brass comes in both G clef and F clef to again cater for the teaching method used in your programme. There is also a drum kit part which combines the Drums A and B parts for one player. For those Bands starting to include Bass Guitar, String Bass and Cello; the generic F Clef parts will cater for these instruments. The Piano (right hand) and, the Guitar, are presented in the same range as the flute so that if in another chart, there are no parts for them, they may play from the flute part.

All parts have fingering diagrams for the notes used on a particular part, although not all of them may be used in each part.

## The following teaching points are covered in this arrangement.

- ☺ Rhythm - Minims, Crotchets, Semibreves, Ties, Slurs and rests.
- ☺ Ensemble – Trio in 3 part unison i.e. any part may be played by any instrument.
- ☺ Percussion – Mallets: Glockenspiel high and/or low octave  
Timpani: Two to six notes depending on how many you have.  
Drums: Snare, Bass, Rims, Ride Cymbal and Crash Cymbal  
Auxiliary: Triangle, Tambourine, Woodblock/Cowbell, Suspended and, Hand Cymbals

Whilst parts are included for these percussion instruments, it is not essential that all are played - on the other hand it ensures that there is plenty to do if you have a large section. Practice on all four subsections of percussion is thus also available if the instruments are available.

- ☺ Form - A, B, C, D, E.

## Ranges and required notes

Concert pitch		A, Bb, C, D, Eb, F.
Bb instruments	written	B, C, D, E, F, G.
Eb woodwind	written	F#, G, A, B, C, D.
F horn	written	E, F, G, A, Bb, C or B, C, D, E, F, G.
Eb Brass	written	F# G, A, B, C, D or B, C, D, E, F, G.

Also available for string ensemble - Range - C#, D, E, F#, G, A

## PERFORMANCE RETURNS

APRA collects fees from owners or managers of performance venues e.g. local Councils have pre-paid a fee for performances in public parks under their control. These fees are then distributed as royalties to the copyright owners of music performed, based on the information APRA receives as to which music is being performed. If information is not received, then the performance royalties are not distributed correctly. It costs nothing to provide a performance return. Please advise Top Show Music of the music you perform so that it may be passed on to APRA. The information required is date, performer, venue, item performed, author and publisher if available. Providing this information does not generate a cost to the performer or information provider.

Thankyou to the members of Brisbane's Bayside Youth Band for their assistance in developing this work.



# CONCERT TIME TRIO, No 1

Three in Three, Surprise, When the Saints, Drum Away, Bilby Bomp.

7

Three in Three

A Surprise

PART A  
C

INSTRUMENTS  
PART B

PART C

Bb  
INSTRUMENTS  
(Ten Sax 8va)

Eb  
INSTRUMENTS  
(Eb Saxs)

Eb BRASS

F HORN

F CLEF

PIANO,  
KEYBOARD

TIMPANI

DRUMS  
Ride Cymbal  
BD SD

AUXILIARY  
PERCUSSION  
Tambourine  
Triangle

The musical score is arranged in a standard orchestral format. It begins with a 3/4 time signature and a key signature of one flat (Bb). The score is divided into several systems, each with multiple staves. The woodwind section includes parts for Bb Tenor Saxophone (8va), Eb Saxophones, Eb Brass, and F Horn. The string section includes parts for F Clef (Violins), Piano/Keyboard, and Timpani. The percussion section includes parts for Ride Cymbal, Snare Drum (SD), Bass Drum (BD), Tambourine, and Triangle. The score is marked with 'Three in Three' and 'A Surprise'. A circled number '7' is located in the top right corner of the page.

Concert Time Trio 1, Page 4

9

11

B

15

17

The musical score is arranged in a standard orchestral layout. It includes the following parts from top to bottom: C (Cornet), Bb (B-flat Trumpet), Eb (E-flat Trumpet), Eb Brass (E-flat Horns), F Horn (F Horn), F Clef (F Clef), Piano, Timps. (Timpani), Drums, and Aux. Perc. (Auxiliary Percussion). The score is in 4/4 time and features various instruments playing in a concert setting. The key signature has one flat (B-flat). The score is divided into measures, with measure numbers 9, 11, 15, and 17 indicated in boxes. A section marked 'B' begins at measure 11. The score includes various musical notations such as notes, rests, and dynamic markings.

Concert Time Trio 1, Page 5

19

^ = Play very strong

&, very short

C

When the Saints

23

25

The musical score is arranged in a standard orchestral layout. It includes parts for C (Trumpet), Bb (Trumpet), Eb (Trumpet), Eb Brass (Euphonium/Tuba), F Horn (Horn), F Clef (Bass), Piano, Timps. (Timpani), Drums, and Aux. Perc. (Auxiliary Percussion). The score is in common time (C) and features dynamic markings such as ^ (Play very strong) and &, very short. The piece is titled "When the Saints".

Concert Time Trio 1, Page 6

27

29

31

33

Concert Time Trio 1, Page 7

35

37

D Drum Away

39

41

The musical score is arranged in a standard orchestral layout. It includes the following parts and their specific instructions:

- C:** Hand Claps, Foot stomps
- Bb:** Hand Claps, Foot stomps
- Eb:** Hand Claps, Foot stomps
- Eb Brass:** Hand Claps, Foot stomps
- F Horn:** Hand Claps, Foot stomps
- F Clef:** Hand Claps, Foot stomps
- Piano:** Foot stomps, piano patch
- Timps.:** Hand Claps
- Drums:** Rims
- Aux. Perc.:** Hand Claps

The score is divided into measures, with a double bar line at measure 37 indicating the start of the 'Drum Away' section. Measure numbers 35, 37, 39, and 41 are marked at the top of the page.

Concert Time Trio 1, Page 8

43 45 47 E Bilby Bomp. 49

C

Bb

Eb

Eb Brass

F Horn

F Clef

Piano

Timps.

Drums

Aux. Perc.

Suspended Cymbal



Concert Time Trio 1, Page 9

51

53

55

F

57

Concert Time Trio 1, Page 10

59

61

63

C

Bb

Eb

Eb Brass

F Horn

F Clef

Piano

Timps.

Drums

Aux. Perc.

F G C G C Am G7 C

C D G D G Em D7 G

Bb C F C F Dm C7 F

Crash Cym

Hand Cym.



# STAGE SIX FINGERING DIAGRAMS

	Bb	A	C	D	Eb	F
<b>FLUTE</b>						
<b>OBOE</b>						
<b>BASSOON</b>						
<b>Bb CLARINETS</b>						
<b>Eb CLARINETS</b>						
<b>Eb SAXOPHONE</b>						
<b>Bb SAXOPHONES</b>						
<b>Bb &amp; Eb BRASS</b>						
<b>F HORN Unison Sound</b>						
<b>F HORN Option 2 More achievable sound</b>						
<b>Eb HORN Unison Sound</b>						
<b>Eb HORN Option 3 If F Horn is playing same as Bb Brass</b>						

	Trom. 1st.	Trom 2nd	Trom. 6th. or T1	Trom 4th.	Trom. 3rd.	Trom. 1st.
<b>F CLEF</b> Bb BRASS	0	2	1 3 OR 4	12	1	0
<b>Eb BASS</b> F CLEFF	0	2	12	2	0	13 OR 4
<b>Bb BASS</b> F CLEFF LOW OCTAVE	0	2	1 3 OR 4	12	1	0
<b>BASS GUITAR</b> Upper - Standard Lower - Contemporary	Bb index finger 5fr.	A index finger 5fr.	C middle finger (m = Middle) 5fr.	D middle finger 5fr.	Eb middle finger 5fr.	F 3 5fr.
<b>GUITAR</b>	Bb index finger	A middle finger	C middle finger	D middle finger	Eb middle finger	F Ring finger
	NOTE FOR GUITAR: The plucking fingerings indicated are generic home positions. Context will vary this especially when there are consecutive notes on the same string. These do not apply if a plectrum is being used however, it is recommended that 6 string guitar students should learn both methods					
<b>PIANO</b>						
<b>Mallets</b>	Use the right Hand	Use the Left Hand	R	L	R	L
<b>TIMPANI</b>	Set dial to Bb	Set dial to A	Set dial to C	Set dial to D	Set dial to Eb	Set dial to F
<b>DRUMS</b> DRUM KIT	Crash Cym	Ride Cym	Snare Drum	Bass Drum		
<b>AUXILIARY</b> PERCUSSION	Hand Cym	Triangle	Tambourine	Wood Block or Cow Bell		





# MARCH KINKORA

By P. W. Jones  
For Kin Kora State School.



2.20 @ M.M. - 116

A7

9

# MARCH KINKORA - Page 4

11

13

15

17

FLUTE, OBOE *ff* (Very Strong) *f* (Strong)

Bb CLARINET

Eb ALTO CLARINET

BASS CLARINET AND OTHER LOW W.W. & BRASS

ALTO SAXOPHONE

TENOR SAX.

BARITONE SAX

TRUMPET CORNET

F HORN Eb Hrn Transposed

BASSOON, BARITONE EUPHONIUM, TROMBONE, STRING-EL. E.C. BASS (F. Clef)

Eb BASS TUBA

PIANO

MALLETS *Glockenspiel*  
MALLETS PARTS ARE IN BOTH UPPER AND LOWER OCTAVE  
USE ROTO TOMS IF NO TIPS

TIMPANI

CRASH CYM. *RIDE CYM.*

DRUMS *SNARE BASS*

AUXILIARY PERCUSSION *HAND CYMBALS TRIANGLE*

Flute/Oboe *f* (Strong)

Bb Clar.

Alto Clar.

Bass Clar. and oth. low W.W. & Brass.

Alto Sax.

Ten. Sax.

Bari. Sax.

Trump/cor.

Horns

Boon, Bari, Eupho, Trom, Str. Bass (F Clef)

Eb Bass Tuba

Piano.

Mallets

Timps.

Drums

Aux. Perc.

Copyright 2000 by P. W. Jones. This arrangement ©2013 by P. W. Jones.  
PUBLISHED 2013 BY TOP SHOW MUSIC, P.O. BOX 685 WYNNUM, 4178. PHONE MOBILE 0418 740 919 Email ton@topshowmusic.com.au  
PHOTOCOPIING OR MAKING COPIES OF THIS PUBLICATION IN ANY FORM OR BY ANY METHOD IS ILLEGAL. ALL RIGHTS RESERVED.  
TOP SHOW - IT'S AUSTRALIAN - www.topshowmusic.com.au - March Kinkora, Catalogue No. 2064 - ISBN 1 87926 29 1

Copyright 2000 by P. W. Jones. This arrangement ©2013 by P. W. Jones.  
PUBLISHED 2013 BY TOP SHOW MUSIC, P.O. BOX 685 WYNNUM, 4178. PHONE MOBILE 0418 740 919 Email ton@topshowmusic.com.au  
PHOTOCOPIING OR MAKING COPIES OF THIS PUBLICATION IN ANY FORM OR BY ANY METHOD IS ILLEGAL. ALL RIGHTS RESERVED.  
TOP SHOW - IT'S AUSTRALIAN - www.topshowmusic.com.au - March Kinkora, Catalogue No. 2064 - ISBN 1 87926 29 1

# MARCH KINKORA - Page 5

19

21

B23

25

27 PLAY

Flute/Oboe *p* (Gentle) *f* (Strong) *p* (Gentle)

Bb Clar. *Cue Trpts*

Alto Clar.

Bass Clar. and oth. low W.W. & Brass.

Alto Sax.

Ten. Sax.

Bari. Sax.

Trump/cor.

Horns

Boon, Bari, Eupho, Trom, Str. Bass (F Clef)

Eb Bass Tuba

Piano.

Mallets

Timps.

Drums

Aux. Perc.

Copyright 2000 by P. W. Jones. This arrangement ©2013 by P. W. Jones.  
PUBLISHED 2013 BY TOP SHOW MUSIC, P.O. BOX 685 WYNNUM, 4178. PHONE MOBILE 0418 740 919 Email ton@topshowmusic.com.au  
PHOTOCOPIING OR MAKING COPIES OF THIS PUBLICATION IN ANY FORM OR BY ANY METHOD IS ILLEGAL. ALL RIGHTS RESERVED.  
TOP SHOW - IT'S AUSTRALIAN - www.topshowmusic.com.au - March Kinkora, Catalogue No. 2064 - ISBN 1 87926 29 1

# MARCH KINKORA - Page 6

29

C31

33

35

37

Flute/Oboe *f* (Strong) *f* (Strong) *PLAY*

Bb Clar. *PLAY*

Alto Clar.

Bass Clar. and oth. low W.W. & Brass.

Alto Sax.

Ten. Sax.

Bari. Sax.

Trump/cor.

Horns

Boon, Bari, Eupho, Trom, Str. Bass (F Clef)

Eb Bass Tuba

Piano.

Mallets

Timps.

Drums

Aux. Perc.

Copyright 2000 by P. W. Jones. This arrangement ©2013 by P. W. Jones.  
PUBLISHED 2013 BY TOP SHOW MUSIC, P.O. BOX 685 WYNNUM, 4178. PHONE MOBILE 0418 740 919 Email ton@topshowmusic.com.au  
PHOTOCOPIING OR MAKING COPIES OF THIS PUBLICATION IN ANY FORM OR BY ANY METHOD IS ILLEGAL. ALL RIGHTS RESERVED.  
TOP SHOW - IT'S AUSTRALIAN - www.topshowmusic.com.au - March Kinkora, Catalogue No. 2064 - ISBN 1 87926 29 1



# CHA CHA MOOD

By P. W. Jones

2:20 @ M.M. = 116

5

Musical score for measures 5-14. Instruments include Flute/Oboe, Bb Clarinet, Eb Alto Clarinet, Bass Clarinet and other low W.W. & Brass, Alto Saxophone, Tenor Sax, Baritone Sax, Trumpet/Cornet, F Horn, Baritone, Euphonium, Trombones, Bb and Bass Tuba (F Clef), Eb Bass Tuba, Piano, Mallets, Timpani, Drums, Auxiliary Percussion, and Piano Leader. Dynamics include *ff* (Fortissimo - Very strong).

25/07/2019 14:59 PM ©2009 by P. W. Jones. This arrangement ©2019 by P. W. Jones.  
 PUBLISHED BY TOP SHOW MUSIC, PO BOX 665 WYNNMILL, 4175, MOBILE 0815 540 919 Email ts@m@topshowmusic.com.au  
 PHOTOCOPYING OR MAKING COPIES OF THIS PUBLICATION IN ANY FORM OR BY ANY METHOD IS ILLEGAL. ALL RIGHTS RESERVED.  
 TOP SHOW - IT'S AUSTRALIAN - www.topshowmusic.com.au www.facebook.com/TopShowMusicInhouse - Cha Cha Mood, Catalogue No. 34M1 - ISBN 72016-423

## CHA CHA MOOD Page 5

Musical score for measures 15-22. Instruments include Flute/Oboe, Bb Clarinet, Alto Clarinet, Bass Clarinet and other low W.W. & Brass, Alto Sax, Tenor Sax, Baritone Sax, Trumpet/Cornet, F Horns, Bari. Eupho. Trom. Bb Bass - F Clef, Bari. Eupho. Trom. Bb Bass - F Clef, Eb Bass Tuba, Piano, Mallets, Timps, Drums, Aux. Perc., and Piano Leader. Dynamics include *f* (Forte - strong). Includes cues for Trumpet and Cornet.

25/07/2019 14:59 PM ©2009 by P. W. Jones. This arrangement ©2019 by P. W. Jones.  
 PUBLISHED BY TOP SHOW MUSIC, PO BOX 665 WYNNMILL, 4175, MOBILE 0815 540 919 Email ts@m@topshowmusic.com.au  
 PHOTOCOPYING OR MAKING COPIES OF THIS PUBLICATION IN ANY FORM OR BY ANY METHOD IS ILLEGAL. ALL RIGHTS RESERVED.  
 TOP SHOW - IT'S AUSTRALIAN - www.topshowmusic.com.au www.facebook.com/TopShowMusicInhouse - Cha Cha Mood, Catalogue No. 34M1 - ISBN 72016-423

## CHA CHA MOOD Page 4

7

9

11

13

Musical score for measures 7-14. Instruments include Flute/Oboe, Bb Clarinet, Alto Clarinet, Bass Clarinet and other low W.W. & Brass, Alto Sax, Tenor Sax, Baritone Sax, Trumpet/Cornet, F Horns, Bari. Eupho. Trom. Bb Bass - F Clef, Bari. Eupho. Trom. Bb Bass - F Clef, Eb Bass Tuba, Piano, Mallets, Timps, Drums, Aux. Perc., and Piano Leader. Dynamics include *mf* (Mezzo Forte - Moderately strong).

25/07/2019 14:59 PM ©2009 by P. W. Jones. This arrangement ©2019 by P. W. Jones.  
 PUBLISHED BY TOP SHOW MUSIC, PO BOX 665 WYNNMILL, 4175, MOBILE 0815 540 919 Email ts@m@topshowmusic.com.au  
 PHOTOCOPYING OR MAKING COPIES OF THIS PUBLICATION IN ANY FORM OR BY ANY METHOD IS ILLEGAL. ALL RIGHTS RESERVED.  
 TOP SHOW - IT'S AUSTRALIAN - www.topshowmusic.com.au www.facebook.com/TopShowMusicInhouse - Cha Cha Mood, Catalogue No. 34M1 - ISBN 72016-423

## CHA CHA MOOD Page 6

Musical score for measures 23-30. Instruments include Flute/Oboe, Bb Clarinet, Alto Clarinet, Bass Clarinet and other low W.W. & Brass, Alto Sax, Tenor Sax, Baritone Sax, Trumpet/Cornet, F Horns, Bari. Eupho. Trom. Bb Bass - F Clef, Bari. Eupho. Trom. Bb Bass - F Clef, Eb Bass Tuba, Piano, Mallets, Timps, Drums, Aux. Perc., and Piano Leader. Dynamics include *mf* (Moderately strong). Includes cues for Trumpet and Cornet.

25/07/2019 14:59 PM ©2009 by P. W. Jones. This arrangement ©2019 by P. W. Jones.  
 PUBLISHED BY TOP SHOW MUSIC, PO BOX 665 WYNNMILL, 4175, MOBILE 0815 540 919 Email ts@m@topshowmusic.com.au  
 PHOTOCOPYING OR MAKING COPIES OF THIS PUBLICATION IN ANY FORM OR BY ANY METHOD IS ILLEGAL. ALL RIGHTS RESERVED.  
 TOP SHOW - IT'S AUSTRALIAN - www.topshowmusic.com.au www.facebook.com/TopShowMusicInhouse - Cha Cha Mood, Catalogue No. 34M1 - ISBN 72016-423

## "SOME MORE MUSIC FROM TOP SHOW MUSIC

### ADVANCE AUSTRALIA FAIR (Brass Band)

Works for vocalist and/or instrumental, one or two verses.

### AMAZING GRACE (Brass Band)

Four verses. Works as instrumental or with vocalist or Pipe Band.

### BATMAN (Brass Band)

Good Junior Band with good soloists or Adult Band. The theme from the T.V. series with a swing style section in the middle. Solos for the Trombone section, Cornet, Horn & Baritone.

**BILBY BOMP** (Very Beginner Concert, Brass Band or Strings) For the beginner band – no divisi or 1<sup>st</sup> & 2<sup>nd</sup> parts. Minims & crotchets, Range Con. Bb to F. Everyone has some melody. Bass parts to suit any instrument. Opt. piano part included.

**BIRDLAND** (Brass) The famous jazz-rock chart by Joe Zawinal & "Weather Report". A shorter version than the original but still follows it closely and includes all the themes. Optional lines make it pleasing to several performance levels.

**BOTANY BAY** (Brass band) Three traditional songs – Includes, "Wild Colonial Boy" and "The Little Fish"

**BUGLE CALLS** – free download from the website - Has explanations as to when the calls are used.

### CADET BRIGADE (Brass - Junior or Adult Band) \* ƒ

An easy march by Norm Henstridge. A good march for junior grade Bands also.

### CHA CHA MOOD (Beginner Concert or Brass Bands)

For the beginner band in Cha Cha rhythm. One part per instrument.

**CHARLES UPHAM** (Brass Band) An easy march from New Zealand by Thomas Kirk-Burnnand. The Soprano gets a good go.

**COLONEL BOGEY** (Brass ) \* ƒ Kenneth Alford's famous march.

**DIVINITY** Percy Code's famous contest hymn tune. Very few technical difficulties but good tonal work.

**DOWN BY THE STATION AND FRIENDS** (Beginner Concert and Brass Bands) A medley for the very beginner band. Includes "Song of Joy", "Ring, Ring the Bell" & "Drum Away". For the beginner band – no divisi or 1<sup>st</sup> & 2<sup>nd</sup> parts. Minims & crotchets, Range Con. Bb to F

**DROP BEAR** (Beginner Concert Band) - Semibreves, minims, crotchets & same pitch paired quavers in groups of four Quavers. Range Con. G to G (B, C#, D, E, F#, G, B for strings). Opt. piano part included. Introduces programme music by telling the story of encountering Drop Bears when walking through the Australian bush. Includes the popular "play any note" for the Drop Bear attack.

**HEART OF OAK/LIFE ON THE OCEAN WAVE** (Brass Band) ƒ March style version of two nautical tunes for the Navy and the Marines.

**HEATSEEKER** (Brass ) ƒ Larry Barton's jazz-rock chart for brass-get the full Jazz/Stage band feel. Optional solos for any instrument – it can be different every time.

**HOT CROSS BUNS AND FRIENDS** (Beginner Concert and Brass Bands) - A medley for the very beginner band. Includes "Mary had a Little Lamb", "Wiggle Wobble" & "Rain is Falling Down". For the beginner band – no divisi or 1<sup>st</sup> & 2<sup>nd</sup> parts. Minims & crotchets, Range Con. Bb to F

**HOUSE OF THE RISING SUN** (Brass Band) Starts in standard 12, 8 style but changes to a faster 4, 4. Good rock standard

**I AM AUSTRALIAN** (Brass Band) The famous Seekers hit arranged for brass band to back a solo vocalist or vocalists or; any other solo band instrument. Optional parts to include a Pipe Band are included.

**INVERCARGILL** (Brass ) \* ƒ Alex Lithgow's world famous march.

**LEST WE FORGET** (Brass) One of the famous "Recessionals" Rudyard Kipling's Poem set to music by George Blancharf

### LOVE IS IN THE AIR (Concert & Brass Bands)

Adult or good High School Band – as used in the movie "Strictly Ballroom" Brass band setting is for full band or with vocal soloist.

### MAN FROM SNOWY RIVER (Beginner Concert Band)

The main theme from the movie. YCB version slightly harder with additional themes

### MOVE BABY MOVE (Young Concert Band and Brass Band)

The Johnny O'Keefe song arranged for the young concert Band. 1<sup>st</sup> clar. Only above the break. BB is for band or band with vocal soloist. A great rock standard.

### MY FUNNY VALANTINE (Brass Band)

The Ella Fitzgerald jazz standard – vocal arrangement for singer and brass band. Any instrument my be substituted instead of vocalist

**ORANGE COLOURED SKY** (Brass Band) Vocal arrangement for singer and brass band. Any instrument my be substituted instead of vocalist

### O VALIANT HEARTS (Brass Band)

A Hymn for the fallen – becoming a standard for ANZAC Day.

### PAPER MOON (IT'S ONLY A ) (Brass Band)

Vocal arrangement for singer and brass band. Any instrument my be substituted instead of vocalist

### PUNCHINELLO (Brass Band)

One of the great marches by William Rimmer. \* ƒ

**RADETSKY** (Brass Band) ƒ Johann Strauss Snr's famous march.

### ROWHAN'S SONG (Very Beginner Concert, Brass Band)

Semibreves, minims, crotchets and equivalent rests, plus paired same-pitch quavers. Based on 12Bar pattern. Good arpeggio work. Range Concert Bb to F. Opt. piano part included.

### SOLDIERS OF THE QUEEN ƒ

The famous march and song used in the movie "Breaker Morant"

### STANDARD OF SAINT GEORGE (Brass Band) \* ƒ

Another of the great Kenneth Alford marches.

**SUNSHINE STATE** (Young Concert Band, adult Brass Band) The famous Queensland "Anthem" by Clyde Collins. Works as a song (lyric sheet included), concert piece or march. CB version is aimed at primary to early high school bands – 1<sup>st</sup>. Clarinet only above the break. BB chart in full instrumental ƒ or vocal style. Piano/Vocal part sold separately

**SUSSEX BY THE SEA** (Brass Band) \* ƒ Long standing popular march and song. Sing-a-long lyric sheet also provided.

**TELL ME THE STORY OF CHRISTMAS** The Peter Combe song. Works as instrumental or vocal. Lyrics included

### VICTORIA (Brass Band) \* ƒ

Another of Alex Lithgow's famous marches

**WALTZING MATILDA MEDLEY** (Brass band) ƒ Includes "The Overlanders", "Bound for South Australia" and "Click go the shears". Works as standard band arrangement or combined with Pipe bands in march and/or concert format (Pipe part and lyrics Included)

### ZOOT SUIT RIOT (Brass Band)

The Big Band swing hit By Cherry Popping Daddies for full band or band with vocal soloist. Gives the big swing band feel.

\* Full percussion parts for concert performances and a fugal part have been added. Editing to allow for more satisfying parts and sectional playing has not changed compatibility with the original version if being used for massed band performances.

ƒ One pack contains both concert/rehearsal size and march size parts.

see [www.topshowmusic.com.au](http://www.topshowmusic.com.au) for full listing



March music, Christmas music, concert music, pipe band combined music and beginner band music and, some free downloads.





# STAGE SIX FINGERING DIAGRAMS

	Bb	A	C	D	Eb	F
<b>FLUTE</b>						
<b>OBOE</b>						
<b>BASSOON</b>						
<b>Bb CLARINETS</b>						
<b>Eb CLARINETS</b>						
<b>Eb SAXOPHONE</b>						
<b>Bb SAXOPHONES</b>						
<b>Bb &amp; Eb BRASS</b>						
<b>F HORN Unison Sound</b>						
<b>F HORN Option 2 More achievable sound</b>						
<b>Eb HORN Unison Sound</b>						
<b>Eb HORN Option 3 If F Horn is playing same as Bb Brass</b>						

	Trom. 1st.	Trom 2nd	Trom. 6th. or T1	Trom 4th.	Trom. 3rd.	Trom. 1st.
<b>F CLEF</b> Bb BRASS	0	2	1 3 OR 4	12	1	0
<b>Eb BASS</b> F CLEFF	0	2	12	2	0	13 OR 4
<b>Bb BASS</b> F CLEFF LOW OCTAVE	0	2	1 3 OR 4	12	1	0
<b>BASS GUITAR</b> Upper - Standard Lower - Contemporary	Bb index finger 5fr.	A index finger 5fr.	C middle finger (m = Middle) 5fr.	D middle finger 5fr.	Eb middle finger 5fr.	F 3 5fr.
<b>GUITAR</b>	Bb index finger	A middle finger	C middle finger	D middle finger	Eb middle finger	F Ring finger
	NOTE FOR GUITAR: The plucking fingerings indicated are generic home positions. Context will vary this especially when there are consecutive notes on the same string. These do not apply if a plectrum is being used however, it is recommended that 6 string guitar students should learn both metods					
<b>PIANO</b>						
<b>Mallets</b>	Use the right Hand	Use the Left Hand	R	L	R	L
<b>TIMPANI</b>	Set dial to Bb	Set dial to A	Set dial to C	Set dial to D	Set dial to Eb	Set dial to F
<b>DRUMS</b> DRUM KIT	Crash Cym	Ride Cym	Snare Drum	Bass Drum		
<b>AUXILIARY</b> PERCUSSION	Hand Cym	Triangle	Tambourine	Wood Block or Cow Bell		



# CONCERT TIME TRIO, No 1

Three in Three, Surprise, When the Saints, Drum Away, Bilby Bomp.

FLUTE, OBOE

Three in Three

**A** Surprise 7

PART A

PART B

PART C

9

**B** 15

17

19

^ = Play very strong  
&, very short

**C** When the Saints 23

25

27

29

31

33 35 37 39

**D** Drum Away

Hand Claps

Foot stomps

41 43 45 47 49

**E** Bilby Bomp.

50 51 53 55 57

**F**

58 59 61 63

... FINGERING DIAGRAMS ...

65 67 69

A Low Bb Low C D Eb F



# CONCERT TIME TRIO, No 1

BASSOON,  
BASS GUITAR

Three in Three, Surprise, When the Saints, Drum Away, Bilby Bomp.

Three in Three

PART A

PART B

PART C

A Surprise 7

9

11

B

15

17

19

^ = Play very strong & very short

C When the Saints

23

25

27

29

31

33

34 35 37 39

**D** Drum Away

Hand Claps

Foot stomps

41 43 45 47 49

**E** Bilby Bomp.

50 51 53 55 57

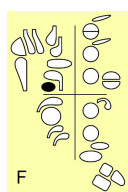
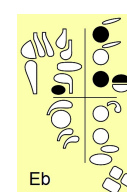
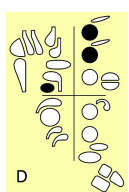
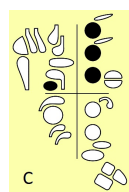
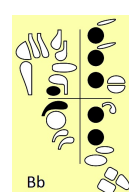
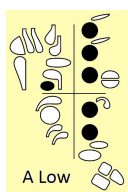
**F**

58 59 61 63

... FINGERING DIAGRAMS ...

65 67 69

**A** 5fr. **Bb** 3fr. **C** 5fr. **D** 5fr. **Eb** 5fr. **F** 5fr.





# CONCERT TIME TRIO, No 1

Three in Three, Surprise, When the Saints, Drum Away, Bilby Bomp.

B $\flat$  CLARINET

Three in Three

PART A

PART B

PART C

A Surprise 7

9

11

B

15

17

19

^ = Play very strong &, very short

C When the Saints 23

25

27

29

31

33 35 37 39

**D** Drum Away

Hand Claps

Foot stomps

41 43 45 47 49

**E** Bilby Bomp.

50 51 53 55 57

**F**

58 59 61 63

... FINGERING DIAGRAMS ...

65 67 69



33 35 37 39

**D**

Drum Away

Hand Claps

Foot stomps

41 43 45 47 49

**E**

Bilby Bomp.

50 51 53 55 57

**F**

58 59 61 63

... FINGERING DIAGRAMS ...

65 67 69

B Low

C Low

D Low

E

F

G



# CONCERT TIME TRIO, No 1

Three in Three, Surprise, When the Saints, Drum Away, Billy Bomp.

E♭ SAXOPHONE

Three in Three

PART A

PART B

PART C

**A** Surprise 7

9

11

**B**

15

17

19

^ = Play very strong  
&, very short

**C** When the Saints

23

25

27

29

31

33 35 37 39 41

Drum Away

D

Hand Claps

Foot stomps

42 43 45 47 49

Bilby Bomp.

E

50 51 53 55 57

F

58 59 61 63

... FINGERING DIAGRAMS ...

65 67 69

Low F#

G Low

A

B

C

D



# CONCERT TIME TRIO, No 1

Three in Three, Surprise, When the Saints, Drum Away, Billy Bomp.

B $\flat$  SAXOPHONE

Three in Three

PART A

PART B

PART C

A Surprise

9

11

B

15

17

19

^ = Play very strong  
&, very short

C When the Saints

23

25

27

29

31

33 35 37 **D** 39 41

Drum Away

Hand Claps

Foot stomps

42 43 45 47 **E** Bilby Bomp<sub>49</sub>

Bilby Bomp<sub>49</sub>

50 51 53 55 **F** 57

58 59 61 63

... FINGERING DIAGRAMS ...

65 67 69

B C D E F G



# CONCERT TIME TRIO, No 1

Three in Three, Surprise, When the Saints, Drum Away, Bilby Bomp.

B $\flat$  BRASS  
G Clef

Three in Three

**A** Surprise 7

PART A

PART B

PART C

9 11 15

**B**

17 19 23

**C** When the Saints

^ = Play very strong  
&, very short

25 27 29 31

Concert Time Trio 1, Page 2

B $\flat$  BRASS  
G Clef

33 35 37 39 41

Drum Away

Hand Claps

Foot stomps

42 43 45 47 49

Bilby Bomp.

50 51 53 55 57

F

58 59 61 63

... FINGERING DIAGRAMS ...

65 67 69

Trombone 2nd Position

1st Position

6th position or trigger +1st

4th Position

3rd Position

1st Position



# CONCERT TIME TRIO, No 1

Three in Three, Surprise, When the Saints, Drum Away, Bilby Bomp.

E♭ HORNS  
E♭ BASS

Three in Three

**A** Surprise 7

PART A

PART B

PART C

9 11 **B** 15

17 19 **C** When the Saints 23

^ = Play very strong  
&, very short

25 27 29 31



Concert Time Trio 1, Page 2

E♭ HORNS  
E♭ BASS

33 35 37 39 41

**D** Drum Away

Hand Claps

Foot stomps

42 43 45 47 49

**E** Bilby Bomp.

50 51 53 55 57

**F**

58 59 61 63

... FINGERING DIAGRAMS ...

65 67 69

E♭ HORNS  
E♭ BASS



# CONCERT TIME TRIO, No 1

Three in Three, Surprise, When the Saints, Drum Away, Bilby Bomp.

F HORN

Three in Three

**A** Surprise 7

PART A

PART B

PART C

9 11 **B** 15

17 19 ^ = Play very strong &, very short **C** When the Saints 23

25 27 29 31 33

34 35 37 **D** 39 41

Drum Away

Hand Claps

Foot stomps

42 43 45 47 **E** 49

Bilby Bomp.

50 51 53 55 **F** 57

58 59 61 63

... FINGERING DIAGRAMS ...

65 67 69



# CONCERT TIME TRIO, No 1

Three in Three, Surprise, When the Saints, Drum Away, Bilby Bomp.

B $\flat$  TENOR & BASS  
BRASS, F CLEF

Three in Three

PART A

PART B

PART C

A Surprise 7

9

11

B

15

17

19

^ = Play very strong  
&, very short

C When the Saints

23

25

27

29

31

33 35 37 39 41

**D** Drum Away

42 43 45 47 49

**E** Bilby Bomp.

50 51 53 55 57

**F**

58 59 61 63

... FINGERING DIAGRAMS ...

65 67 69

Trombone 2nd Position    1st Position    6th position or trigger +1st    4th Position    3rd Position    1st Position



# CONCERT TIME TRIO, No 1

Three in Three, Surprise, When the Saints, Drum Away, Bilby Bomp.

E $\flat$  BASS  
F Clef

Three in Three A Surprise <sup>7</sup>

PART A

PART B

PART C

9 B <sup>15</sup>

17 C When the Saints <sup>23</sup>

19 &, very short

^ = Play very strong

25 , 31

27 29

Concert Time Trio 1, Page 2

E $\flat$  BASS  
F Clef

33 35 37 39 41

**D**

Drum Away

Hand Claps

Foot stomps

42 43 45 47 49

**E**

Bilby Bomp.

50 51 53 55 57

**F**

58 59 61 63

... FINGERING DIAGRAMS ...

65 67 69

E $\flat$  BASS  
F Clef



# CONCERT TIME TRIO, No 1

Three in Three, Surprise, When the Saints, Drum Away, Bilby Bomp.

B $\flat$  BASS  
F Clef Low Octave

## Three in Three

### A Surprise 7

PART A

PART B

PART C

9 11 15

B

^ = Play very strong

&, very short

17 19 23

C When the Saints

25 27 29 31



33 35 37 39 41

**D**

Drum Away

Hand Claps

Foot stomps

42 43 45 47 49

**E**

Bilby Bomp.

50 51 53 55 57

**F**

58 59 61 63

... FINGERING DIAGRAMS ...

65 67 69



# CONCERT TIME TRIO, No 1

Three in Three, Surprise, When the Saints, Drum Away, Bilby Bomp.

CELLO &  
DOUBLE BASS

Three in Three

PART A

PART B

PART C

A Surprise 7

9

11

B

15

17

19

23

C When the Saints

^ = Play very strong  
&, very short

25

27

29

31

33 35 37 39 41

**D** Drum Away

Hand Claps

Foot stomps

42 43 45 47 49

**E** Bilby Bomp.

50 51 53 55 57

**F**

58 59 61 63

... FINGERING DIAGRAMS ...

65 67 69

A B $\flat$  C D D E $\flat$  F

A 5fr. B $\flat$  5fr. C 5fr. D 5fr. E $\flat$  5fr. F 5fr.



# CONCERT TIME TRIO, No 1

Three in Three, Surprise, When the Saints, Drum Away, Bilby Bomp.

PIANO STUDENT

Three in Three

**A** Surprise 7

9 11 **B** 15

17 19 **C** When the Saints 23

^ = Play very strong  
&, very short

25 27 29 31

33 35 37 39 41

Drum Away

D

Foot stomps

42 43 45 47 49

Bilby Bomp.

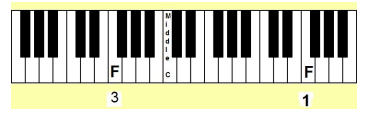
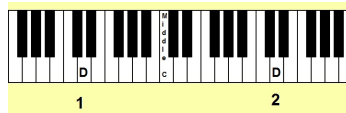
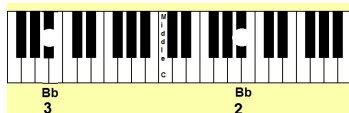
E

50 51 53 55 57

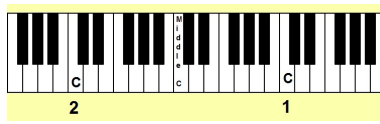
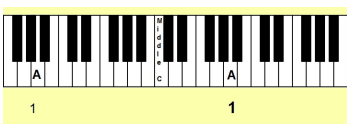
F

58 59 61 63

... FINGERING DIAGRAMS ...



65 67 69





# CONCERT TIME TRIO, No 1

Three in Three, Surprise, When the Saints, Drum Away, Bilby Bomp.

MALLETS  
GUITAR

Three in Three

PART A

PART B

PART C

A Surprise 7

9

11

B

15

17

19

^ = Play very strong  
&, very short

C When the Saints

23

25

27

29

31

Drum Away

33 35 37 39 41

**D**

Hand Claps

Foot stomps

42 43 45 47 49

**E** Bilby Bomp.

50 51 53 55 57

**F**

58 59 61 63

... FINGERING DIAGRAMS ...

65 67 69

**A** **Bb** **C** **D** **Eb** **F**



# CONCERT TIME TRIO, No 1

Three in Three, Surprise, When the Saints, Drum Away, Bilby Bomp.

MALLETS  
Low Ocatve

Three in Three

**A** Surprise 7

PART A

PART B

PART C

9 11 15

**B**

17 19 23

**C** When the Saints

^ = Play very strong  
&, very short

25 27 29 31



33 35 37 39 41

Drum Away

Hand Claps

Foot stomps

42 43 45 47 49

Bilby Bomp.

50 51 53 55 57

F

58 59 61 63

... FINGERING DIAGRAMS ...

65 67 69



# CONCERT TIME TRIO, No 1

Three in Three, Surprise, When the Saints, Drum Away, Bilby Bomp.

TIMPANI

Three in Three

^ = Play very strong  
&, very short

Hand Claps

.... PERCUSSION SYMBOLS AND NOTES ....

If you don't have 6 Tims, choose which notes to delete.

Set the dial to:



# CONCERT TIME TRIO, No 1

Three in Three, Surprise, When the Saints, Drum Away, Bilby Bomp.

DRUMS

Play on Drum Kit or individual instruments

Three in Three A Surprise

Ride Cymbal  
SD  
BD

9 B

^ = Play very strong  
&, very short

17 C When the Saints

26 31 33

35 D Drum Away

Rims

42 E Bilby Bomp.

50 F

58 Crash Cym

... PERCUSSION SYMBOLS AND NOTES ...

65 67 69

Bass Drum    Snare Drum    Ride Cymbal    Crash Cym    Snare Drum Rim    Bass Drum Rim



# CONCERT TIME TRIO, No 1

Three in Three, Surprise, When the Saints, Drum Away, Bilby Bomp.

AUXILLARY PERCUSSION

Three in Three A Surprise

Tambourine Triangle

9 B

17 C When the Saints

Wood Block and/or Cowbell

19 23

^ = Play very strong & very short

25 D

27 29 31

33 E Drum Away

Hand Claps

35 37 39 41

42 F Bilby Bomp.

Suspended Cymbal

43 45 47 49

51 G

Hand Cym.

53 55 57

58 H

59 61 63

.... PERCUSSION SYMBOLS AN NOTES ....  
 If insufficient players, choose which instrument(s) to leave out.

65 I

Tambourine Suspended Cymbal

Triangle Wood Block and/or Cowbell Hand Cym.

67 69