



TOP SHOW MUSIC

CONCERT DUET No. 4 “SEVEN HILLS”

By P. W. JONES

For Queensland's, "Seven Hills State School Band Programme".

1:30 minutes @ M.M. = 116

MUSIC FOR VERY BEGINNER CONCERT BANDS.

- | | |
|---|------------------------------------|
| 1 Full Score. | 8 Bb Brass. (F Clef) |
| 6 Flute / Oboe. | 2 Bass Tuba. (Low Octave) (F Clef) |
| 6 B \flat Clarinet. | 2 Eb Bass Tuba. (F & G Clef) |
| 1 E \flat Clarinet. | 2 Bassoon, String/Elec. Bass. |
| 4 E \flat Saxophone. | 3 Mallets. (High) & Guitar |
| 2 B \flat Saxophone. | 2 Mallets. (Low) |
| 8 B \flat Brass. (G Clef) | 1 Timpani. |
| 2 F Horn. (Unison) | 4 Drums. (Bass and Snare) |
| 2 F Horn. Op 2 Lower Harmony) | 1 Drum Kit. |
| 1 E \flat Horn. (Unison) | 3 Auxiliary Percussion. |
| 1 E \flat Horn/E \flat Clarinet. (Op 2 Harmony) | 1 Piano. |
| | 1 Guitar. |

©2022 by P. W. Jones

PUBLISHED 2022 BY TOP SHOW MUSIC, P.O. BOX 685, WYNNUM. 4178

PHONE MOBILE 0418 740 919 EMAIL tsm@topshowmusic.com.au

WEBSITE www.topshowmusic.com.au FACEBOOK www.facebook.com/TopShowMusicBrisbane

PHOTOCOPYING, OR MAKING COPIES OF THIS PUBLICATION IN ANY FORM OR BY ANY
METHOD IS ILLEGAL.
ALL RIGHTS RESERVED.

TOP SHOW - IT'S AUSTRALIAN.

CATALOGUE NO: 115M2 ISMN: M 720016-702

NOTES FOR THE CONDUCTOR

“Duet No 4” follows on from “First Concert Medley 1” and, “Duet Medley 1” This duet expands the previous duet by one additional note (Concert Eb) but, only for Part A, Part B remains at Concert A to D. Its title comes from it being written for Queensland’s, “Seven Hills State School Band Programme”.

It has been written as a “Very Beginner” piece to be played in two-part unison and therefore playable by any instrument, or combination of instruments, for a very beginner concert performance. If this still proves to be beyond the stamina level required, then the piece may be broken-up into the individual tunes.

ADDITIONAL PARTS

At this level, F Brass and Eb Brass have difficulty with the unison method because the required notes are either too high or too low. To assist with this, there are harmony parts written at the same written pitch as the Bb instruments which, is generally more achievable by these instruments. This does however mean that when using the harmony parts, they do not yet get to play the melody. Choose the parts that best suit your students in programme.

There are also two mallet parts, one written an octave below the other. This caters for the two different methods for teaching mallets. Lower brass comes in both G clef and F clef to again cater for the teaching method used in your programme. There is also a drum kit part which combines the Drums A and B parts for one player. For those Bands starting to include Bass Guitar, String Bass and Cello; the generic F Clef parts will cater for these instruments. The Piano (right hand) and, the Guitar, are presented in the same range as the flute so that if in another chart, there are no parts for them, they may play from the flute part.

All parts have fingering diagrams for the notes used on a particular part.

The following teaching points are covered in this arrangement.

- ☺ Rhythm - Minims, Crotchets and, rests.
- ☺ Ensemble – Duet in two part unison i.e. all part As are in unison and all Part Bs are in unison.
- ☺ Percussion – Mallets: Glockenspiel high and/or low octave
Timpani: Two notes, B_♭ and F.
Drums: Snare, Bass, Ride Cymbal and Crash Cymbal
Auxiliary: Triangle, Tambourine, Woodblock/Cowbell and, Hand Cymbals

Whilst parts are included for these percussion instruments, it is not essential that all are played - on the other hand it ensures that there is plenty to do if you have a large section. Practice on all four subsections of percussion is thus also available if the instruments are available.

- ☺ Form - A, A, B, C, A.

Ranges and required notes

Concert pitch		Part A: B _♭ , C D E _♭	Part B: A B _♭ , C D
Bb instruments	written	Part A: C D E F	Part B: B C D E
Eb woodwind	written	Part A: G A B C	Part B: F [#] G A B
F horn	written	Part A: F G A B _♭ ,	Part B: E F G A OR; same as Bb Brass
Eb Brass	written	Part A: G A B C	Part B: F [#] G A B OR; Same as Bb Brass

Photocopying

Where there are insufficient parts supplied to comply with your instrumentation balance, you may photocopy the additional parts as necessary to meet your needs in your band,

PERFORMANCE RETURNS

APRA collects fees from owners or managers of performance venues e.g. local Councils have pre-paid a fee for performances in public parks under their control. These fees are then distributed as royalties to the copyright owners of music performed, based on the information APRA receives as to which music is being performed. If information is not received, then the performance royalties are not distributed correctly. It costs nothing to provide a performance return. Please advise Top Show Music of the music you perform so that it may be passed on to APRA. The information required is date, performer, venue, item performed, author and publisher if available. Providing this information does not generate a cost to the performer or information provider.

Thankyou to the members of Brisbane’s Bayside Youth Band for their assistance in developing this work.
Also available for string ensemble – Range: C[#], D, E, F[#], G.

ENJOY!



FIRST CONCERT DUET No 4, SEVEN HILLS



A four note tune played in Duet. By P.W. Jones

Part A -Concert Bb, C, D, Eb; Part B -concert A, Bb, C, D

A Theme 1

5

7

Part A
C
INSTRUMENTS
Part B

Bb
INSTRUMENTS

Eb
INSTRUMENTS

F BRASS
Unison

Because of the problems of getting some F and Eb instruments to pitch correctly in the unison system, these instruments are provided with more achievable, alternative parts at the same written pitch as the Bb instruments. This means that those parts are not playable with the ensemble thus, a special part B be is offered with those parts. It effectively makes the whole piece a trio and, these players do not get to play the melody. This alternative may be more acceptable than unison system mispitching.

SPECIAL Part B
F HORN

SPECIAL PART B
Eb HORN

BASS CLEF

PIANO

Mallet parts are provided as written as per flute part, and optional lower octave. Guitar part is as per Mallets, high octave.

TIMPANI

DRUMS

DRUM KIT

Play on the Drum Kit or, on the individual instruments.

AUXILLARY
PERCUSSION

Triangle

First Concert DUET 4 - Page 4

9 11 13 15

C

Bb

Eb

F Unison

Special F B

Special Eb B

Bass Clef

Piano

Timps

Drums

Drum Kit

Aux Perc

First Concert DUET 4 - Page 5

C Theme 2 17 19 21 23

C

Bb

Eb

F Unison

Special F B

Special Eb B

Bass Clef

Piano

Timps

Drums

Drum Kit

Aux Perc

First Concert DUET 4 - Page 6

D Percussion 25 27 29

C

Bb

Eb

F Unison

Special F B

Special Eb B

Bass Clef

Piano

Timps

Drums

Drum Kit

Aux Perc

Crash Cym.

Crash Cym.

Cow Bell

Hand Cyms.

First Concert DUET 4 - Page 7

31

33

35

The musical score is arranged in a grand staff format with multiple parts. The parts are: C (Clef), Bb (Clef), Eb (Clef), F Unison (Clef), Special F B (Clef), Special Eb B (Clef), Bass Clef (Clef), Piano (Clef), Timps (Clef), Drums (Clef), Drum Kit (Clef), and Aux Perc (Clef). The score is divided into measures 31, 33, and 35. The notation includes various musical symbols such as notes, rests, and dynamic markings.

First Concert DUET 4 - Page 8

E Reprise 37 39 41 43

C

Bb

Eb

F Unison

Special F B

Special Eb B

Bass Clef

Piano

Timps

Drums

Drum Kit

Aux Perc



FINGERING CHART - STAGE FIVE

... ooo Fingering Diagrams ooo ...

	A Low	Bb Low	C	D	E	F
FLUTE						
OBOE						
BASSOON						
Bb CLARINETS Eb CLARINETS Option 2						
Eb CLARINETS Unison sound						
Eb SAXOPHONE						
Bb SAXOPHONES						
Bb BRASS & Eb BRASS Option 2						
F HORN Unison Sound						
F HORN Option 2						
Eb HORN Unison Sound						
Eb HORN Option 3 If F Horn is playing same as Bb Brass						

	Trom 2nd	Trom. 1st.	Trom. 6th. or T1	Trom 3rd. position	Trom 3rd. position
F CLEF Bb BRASS					
Eb BASS F CLEFF					
Bb BASS F CLEF LOW OCTAVE					
BASS GUITAR					
GUITAR					
	NOTE FOR GUITAR: The plucking fingerings indicated are generic home positions. context will vary this especially when there are consecutive notes on the same string. These do not apply if a plectrum is being used however, it is recommended that 6 string guitar students should learn both methods				
PIANO					
Mallets					
Mallets Low.					
TIMPANI					
DRUMS DRUM KIT					
AUXILIARY PERCUSSION					

FLUTES

OBOE

1ST CLARINET

2ND 3RD CLARINET

TENOR CLARINET

ALTO SAXOPHONES

TENOR SAXOPHONE

BARTONE SAXOPHONE

1ST TRUMPET

2ND 3RD TRUMPET

E♭ HORN 1

Horn in E♭ 2

1ST TROMBONE

2ND 3RD TROMBONE

EUPHONIUM

Baritone (B.C.)

E♭ BASS TUBA

B♭ Bass Tuba

Bass Guitar

MALLETS

TIMPANI

DRUM KIT

AUXILIARY PERCUSSION

Ph

Oboe

1 Clar

2 3 Clar

T Clar

A. Sax

T Sax

B Sax

1 Tmp

Tpt 2 3

Hn. Eb 1

Hn. Eb 2

trm 1 g♭

Trom 2 3

Eup

Bar

E♭ Bass

B♭ Bass

Bass

Mallets

Timps.

Drums

Aux. Perc.

[A]

Fl.

Oboe

1 Clar

2 3 Clar

T Clar

A. Sax.

T. Sax.

B. Sax.

1 Tmp

Tpt 2 3

Hn. Eb 1

Hn. Eb 2

trm 1 g♭

Trom 2 3

Eup

Bar.

E♭ Bass

B♭ Bass

Bass

Mallets

Timps.

Drums

Aux. Perc.

[B]

Fl.

Oboe

1 Clar

2 3 Clar

T Clar

A. Sax.

T. Sax.

B. Sax.

1 Tmp

Tpt 2 3

Hn. Eb 1

Hn. Eb 2

trm 1 g♭

Trom 2 3

Eup

Bar.

E♭ Bass

B♭ Bass

Bass

Mallets

Timps.

Drums

Aux. Perc.

"SOME MORE MUSIC FROM TOP SHOW MUSIC

ADVANCE AUSTRALIA FAIR (Brass Band)

Works for vocalist and/or instrumental, one or two verses.

AMAZING GRACE (Brass Band)

Four verses. Works as instrumental or with vocalist or Pipe Band.

BATMAN (Brass Band)

Good Junior Band with good soloists or Adult Band. The theme from the T.V. series with a swing style section in the middle. Solos for the Trombone section, Cornet, Horn & Baritone.

BILBY BOMP (Very Beginner Concert, Brass Band or Strings) For the beginner band – no divisi or 1st & 2nd parts. Minims & crotchets, Range Con. Bb to F. Everyone has some melody. Bass parts to suit any instrument. Opt. piano part included.

BIRDLAND (Brass) The famous jazz-rock chart by Joe Zawinal & "Weather Report". A shorter version than the original but still follows it closely and includes all the themes. Optional lines make it pleasing to several performance levels.

BOTANY BAY (Brass band) Three traditional songs – Includes, "Wild Colonial Boy" and "The Little Fish"

BUGLE CALLS – free download from the website - Has explanations as to when the calls are used.

CADET BRIGADE (Brass - Junior or Adult Band) * ƒ

An easy march by Norm Henstridge. A good march for junior grade Bands also.

CHA CHA MOOD (Beginner Concert or Brass Bands)

For the beginner band in Cha Cha rhythm. One part per instrument.

CHARLES UPHAM (Brass Band) An easy march from New Zealand by Thomas Kirk-Burnnand. The Soprano gets a good go.

COLONEL BOGEY (Brass) * ƒ Kenneth Alford's famous march.

DIVINITY Percy Code's famous contest hymn tune. Very few technical difficulties but good tonal work.

DOWN BY THE STATION AND FRIENDS (Beginner Concert and Brass Bands) A medley for the very beginner band. Includes "Song of Joy", "Ring, Ring the Bell" & "Drum Away". For the beginner band – no divisi or 1st & 2nd parts. Minims & crotchets, Range Con. Bb to F

DROP BEAR (Beginner Concert Band) - Semibreves, minims, crotchets & same pitch paired quavers in groups of four Quavers. Range Con. G to G (B, C#, D, E, F#, G, B for strings). Opt. piano part included. Introduces programme music by telling the story of encountering Drop Bears when walking through the Australian bush. Includes the popular "play any note" for the Drop Bear attack.

HEART OF OAK/LIFE ON THE OCEAN WAVE (Brass Band) ƒ March style version of two nautical tunes for the Navy and the Marines.

HEATSEEKER (Brass) ƒ Larry Barton's jazz-rock chart for brass-get the full Jazz/Stage band feel. Optional solos for any instrument – it can be different every time.

HOT CROSS BUNS AND FRIENDS (Beginner Concert and Brass Bands) - A medley for the very beginner band. Includes "Mary had a Little Lamb", "Wiggle Wobble" & "Rain is Falling Down". For the beginner band – no divisi or 1st & 2nd parts. Minims & crotchets, Range Con. Bb to F

HOUSE OF THE RISING SUN (Brass Band) Starts in standard 12, 8 style but changes to a faster 4, 4. Good rock standard

I AM AUSTRALIAN (Brass Band) The famous Seekers hit arranged for brass band to back a solo vocalist or vocalists or; any other solo band instrument. Optional parts to include a Pipe Band are included.

INVERCARGILL (Brass) * ƒ Alex Lithgow's world famous march.

LEST WE FORGET (Brass) One of the famous "Recessionals" Rudyard Kipling's Poem set to music by George Blancharf

LOVE IS IN THE AIR (Concert & Brass Bands)

Adult or good High School Band – as used in the movie "Strictly Ballroom" Brass band setting is for full band or with vocal soloist.

MAN FROM SNOWY RIVER (Beginner Concert Band)

The main theme from the movie. YCB version slightly harder with additional themes

MOVE BABY MOVE (Young Concert Band and Brass Band)

The Johnny O'Keefe song arranged for the young concert Band. 1st clar. Only above the break. BB is for band or band with vocal soloist. A great rock standard.

MY FUNNY VALANTINE (Brass Band)

The Ella Fitzgerald jazz standard – vocal arrangement for singer and brass band. Any instrument my be substituted instead of vocalist

ORANGE COLOURED SKY (Brass Band) Vocal arrangement for singer and brass band. Any instrument my be substituted instead of vocalist

O VALIANT HEARTS (Brass Band)

A Hymn for the fallen – becoming a standard for ANZAC Day.

PAPER MOON (IT'S ONLY A) (Brass Band)

Vocal arrangement for singer and brass band. Any instrument my be substituted instead of vocalist

PUNCHINELLO (Brass Band)

One of the great marches by William Rimmer. * ƒ

RADETSKY (Brass Band) ƒ Johann Strauss Snr's famous march.

ROWHAN'S SONG (Very Beginner Concert, Brass Band)

Semibreves, minims, crotchets and equivalent rests, plus paired same-pitch quavers. Based on 12Bar pattern. Good arpeggio work. Range Concert Bb to F. Opt. piano part included.

SOLDIERS OF THE QUEEN ƒ

The famous march and song used in the movie "Breaker Morant"

STANDARD OF SAINT GEORGE (Brass Band) * ƒ

Another of the great Kenneth Alford marches.

SUNSHINE STATE (Young Concert Band, adult Brass Band) The famous Queensland "Anthem" by Clyde Collins. Works as a song (lyric sheet included), concert piece or march. CB version is aimed at primary to early high school bands – 1st. Clarinet only above the break. BB chart in full instrumental ƒ or vocal style. Piano/Vocal part sold separately

SUSSEX BY THE SEA (Brass Band) * ƒ Long standing popular march and song. Sing-a-long lyric sheet also provided.

TELL ME THE STORY OF CHRISTMAS The Peter Combe song. Works as instrumental or vocal. Lyrics included

VICTORIA (Brass Band) * ƒ

Another of Alex Lithgow's famous marches

WALTZING MATILDA MEDLEY (Brass band) ƒ Includes "The Overlanders", "Bound for South Australia" and "Click go the shears". Works as standard band arrangement or combined with Pipe bands in march and/or concert format (Pipe part and lyrics Included)

ZOOT SUIT RIOT (Brass Band)

The Big Band swing hit By Cherry Popping Daddies for full band or band with vocal soloist. Gives the big swing band feel.

* Full percussion parts for concert performances and a fugal part have been added. Editing to allow for more satisfying parts and sectional playing has not changed compatibility with the original version if being used for massed band performances.

ƒ One pack contains both concert/rehearsal size and march size parts.

see www.topshowmusic.com.au for full listing



March music, Christmas music, concert music, pipe band combined music and beginner band music and, some free downloads.



CONCERT DUET No 4, SEVEN HILLS



FLUTE
OBOE

A four note tune played in Duet. By P.W. Jones
Part A - Concert Bb, C, D, Eb; Part B - concert A, Bb, C, D

A Theme 1

Part A

Part B

8

9 **B**

11

13

A

B

15

17

C Theme 2

19

21

A

B

22

23

25

D Percussion

27

29

A

B

30

31

33

35

37

E Reprise

A

B

39

41

43

A

B

... Fingering Diagrams ...

45

A Low

47

Bb Low

49

C

51

D

53

Eb



FIRST CONCERT DUET No 4, SEVEN HILLS



BASSOON

A four note tune played in Duet. By P.W. Jones

Part A - Concert Bb, C, D, Eb; Part B - concert A, Bb, C, D

A Theme 1

Part A

Part B

B

A

B

C Theme 2

A

B

D Percussion

A

B

E Reprise

A

B

A

B

... Fingering Diagrams ...

45 A Low

47 Bb

49 C

51 D

53 Eb



FIRST CONCERT DUET No 4, SEVEN HILLS

Bb CLARINET

A four note tune played in Duet. By P.W. Jones

Part A - Concert Bb, C, D, Eb; Part B - concert A, Bb, C, D



A Theme 1

Part A

Part B

B

A

B

C Theme 2

A

B

D Percussion

A

B

E Reprise

A

B

A

B

... Fingering Diagrams ...

45

47

49

51

53

B Low

C Low

D Low

E

F



FIRST CONCERT DUET No 4, SEVEN HILLS

E♭ CLARINET
Unison

A four note tune played in Duet. By P.W. Jones

Part A - Concert B♭, C, D, E♭; Part B - concert A, B♭, C, D



A Theme 1

Part A

Part B

8

B

11

13

15

C Theme 2

17

19

21

22

D Percussion

23

25

27

29

30

E Reprise

31

33

35

37

39

41

43

... Fingering Diagrams ...

45

47

49

51

53

F# Low

G Low

A Low

B♭ Low

C Low



FIRST CONCERT DUET No 4, SEVEN HILLS

E♭ SAXOPHONE
Alto and Baritone

A four note tune played in Duet. By P.W. Jones
Part A - Concert B♭, C, D, E♭; Part B - concert A, B♭, C, D



A Theme 1

Part A

Part B

B

A

B

C Theme 2

A

B

D Percussion

A

B

E Reprise

A

B

A

B

... Fingering Diagrams ...

45

47

49

51

53

Low F#

Low G

A

B

C



FIRST CONCERT DUET No 4, SEVEN HILLS

Bb SAXOPHONE
Soprano & Tenor

A four note tune played in Duet. By P.W. Jones
Part A -Concert Bb, C, D, Eb; Part B -concert A, Bb, C, D



A Theme 1

Part A

Part B

B

A

B

C Theme 2

A

B

D Percussion

A

B

E Reprise

A

B

A

B

... Fingering Diagrams ...

45

47

49

51

53

B

C

D

E

F



FIRST CONCERT DUET No 4, SEVEN HILLS



Bb BRASS
G CLEF

A four note tune played in Duet. By P.W. Jones
Part A -Concert Bb, C, D, Eb; Part B -concert A, Bb, C, D

A Theme 1

Part A

Part B

8

B

A

B

15

C Theme 2

A

B

22

D Percussion

A

B

30

E Reprise

A

B

39

A

B

... Fingering Diagrams ...

45

47

49

51

53

Trombone 2nd. Position. Trom. 1st. position 6th. position OR T1 4th. position 3rd. position



FIRST CONCERT DUET No 4, SEVEN HILLS



E♭ BRASS
Unison

A four note tune played in Duet. By P.W. Jones

Part A - Concert B♭, C, D, E♭; Part B - concert A, B♭, C, D

A Theme 1

B

C Theme 2

D Percussion

E Reprise

... Fingering Diagrams ...



FIRST CONCERT DUET No 4, SEVEN HILLS

A four note tune played in Duet. By P.W. Jones
Part A -Concert Bb, C, D, Eb; Part B -concert A, Bb, C, D



Eb CLARINET
& Eb BRASS
Option 2

Because of the problems of getting some Eb instruments to pitch correctly in the unison system, this easier to play part is offered as an alternative. The Eb Brass and Clarinet players cannot play this part with the other players but, it still gives the opportunity to play the melody and duet amongst themselves. The special part B is a harmony line that can be played with the other players. This alternative may be more acceptable than unison system mispitching.

A Theme 1

Part A

Part B

Special Part B for Eb instruments

B

A

B

Part B Special

C Theme 2

A

B

Part B Special

Part B Special

D Percussion

25 27 29 31

A

B

Part B Special

E Reprise

33 35 37

A

B

Part B Special

39 41 43

A

B

Part B Special

... ooo Fingering Diagrams ooo ...

45 47 49 51 53

B Low

C Low

D Low

E

F

2

0

13 OR 4

12

1



FIRST CONCERT DUET No 4, SEVEN HILLS



F HORN
Unison

A four note tune played in Duet. By P.W. Jones
Part A -Concert Bb, C, D, Eb; Part B -concert A, Bb, C, D

A Theme 1

Part A

Part B

B

A

B

C Theme 2

A

B

D Percussion

A

B

E Reprise

A

B

A

B

... Fingering Diagrams ...

45

47

49

51

53



FIRST CONCERT DUET No 4, SEVEN HILLS



F HORN
Option 2

A four note tune played in Duet. By P.W. Jones
Part A -Concert Bb, C, D, Eb; Part B -concert A, Bb, C, D

Because of the problems of getting some F instruments to pitch correctly in the unison system, this easier to play part is offered as an alternative. Parts A & B cannot be played with the other players but, it still gives the opportunity to play the melody and duet amongst themselves. The special part B is a harmony line that can be played with the other players. This alternative may be more acceptable than unison system mispitching.

A Theme 1

Part A

Part B

Special Part B for F instruments

7

9 **B**

11

13

15

17 **C Theme 2**

19

21

23

A

B

Part B Special

D Percussion

25 27 29

A

B

Part B Special

30 31 33

A

B

Part B Special

E Reprise

35 37 39

A

B

Part B Special

40 41 43

A

B

Part B Special

... ooo Fingering Diagrams ooo ...

45 47 49 51 53

2 0 1 12 1



FIRST CONCERT DUET No 4, SEVEN HILLS



Bb BRASS
F Clef

A four note tune played in Duet. By P.W. Jones
Part A -Concert Bb, C, D, Eb; Part B -concert A, Bb, C, D

A Theme 1

Part A

Part B

B

A

B

C Theme 2

A

B

D Percussion

A

B

E Reprise

A

B

A

B

... Fingering Diagrams ...

45 47 49 51 53

Trombone 2nd. Position.

1st. position

6th. position OR T1

4th. position

3rd. position



FIRST CONCERT DUET No 4, SEVEN HILLS



E♭ BASS F Clef
Option 2

A four note tune played in Duet. By P.W. Jones
Part A - Concert B♭, C, D, E♭; Part B - concert A, B♭, C, D

Because of the problems of getting some E♭ instruments to pitch correctly in the unison system, this easier to play part is offered as an alternative. The E♭ Brass players cannot play this part with the other players but, it still gives the opportunity to play the melody and duet amongst themselves.

The special part B is a harmony line that can be played with the other players. This alternative may be more acceptable than unison system mispitching.

A Theme 1

Part A

Part B

Special Part B for E♭ instruments

7

9

11

A

B

Part B Special

13

15

17

C Theme 2

A

B

Part B Special

19

21

23

A

B

Part B Special

25 **D Percussion** 27 29 31

A

B

Part B
Special

33 35 37 **E Reprise**

A

B

Part B
Special

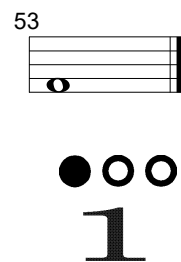
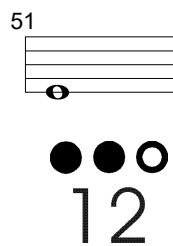
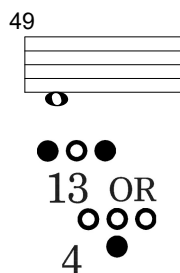
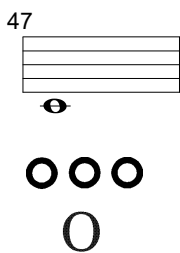
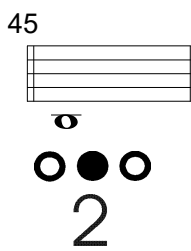
39 41 43

A

B

Part B
Special

... ooo Fingering Diagrams ooo ...





FIRST CONCERT DUET No 4, SEVEN HILLS

Bb BASS FC
Low Octave

A four note tune played in Duet. By P.W. Jones
Part A -Concert Bb, C, D, Eb; Part B -concert A, Bb, C, D



A Theme 1

Part A

Part B

8

9 **B**

11

13

A

B

15

17 **C Theme 2**

19

21

A

B

22

23

25 **D Percussion**

27

29

A

B

30

31

33

35

37 **E Reprise**

A

B

39

41

43

A

B

... Fingering Diagrams ...

45

2

47

0

49

13 OR 4

51

12

53

1

Trombone 2nd. Position.

1st. position

6th. position OR T1

4th. position

3rd. position



FIRST CONCERT DUET No 4, SEVEN HILLS

BASS GUITAR

A four note tune played in Duet. By P.W. Jones
Part A - Concert Bb, C, D, Eb; Part B - concert A, Bb, C, D



A Theme 1

Part A

Part B

B

A

B

C Theme 2

A

B

D Percussion

A

B

E Reprise

A

B

A

B

... Fingering Diagrams ...

45 **A** 5fr. 47 **B \flat** 5fr. 49 **C** 5fr. 51 **D** 5fr. 53 **E \flat** 5fr.

Pluck with the index finger (I = index) Pluck with the Middle Finger (M = Middle) Pluck with the Middle Finger (M = Middle) Pluck with the index finger (I = index) Pluck with the index finger (I = index)



FIRST CONCERT DUET No 4, SEVEN HILLS



PIANO

A four note tune played in Duet. By P.W. Jones
Part A - Concert Bb, C, D, Eb; Part B - concert A, Bb, C, D

A Theme 1

Part A

Part B

8

B

11

13

15

C Theme 2

17

19

21

22

D Percussion

23

25

27

29

30

E Reprise

31

33

35

37

39

41

43

... Fingering Diagrams ...

45

47

49

51

53



FIRST CONCERT DUET No 4, SEVEN HILLS

MALLETS (High)
GUITAR

A four note tune played in Duet. By P.W. Jones
Part A - Concert Bb, C, D, Eb; Part B - concert A, Bb, C, D



A Theme 1

Part A

Part B

B

A

B

C Theme 2

A

B

D Percussion

A

B

E Reprise

A

B

A

B

... Fingering Diagrams ...

45

47

49

51

53

A₂

B₃

C₁

D₃

E₄

Pluck with the index finger (I = index)

Pluck with the index finger (I = index)

Pluck with the index finger (I = index)

Pluck with the index finger (I = index)

Pluck with the index finger (I = index)



FIRST CONCERT DUET No 4, SEVEN HILLS



MALLETS
LOW

A four note tune played in Duet. By P.W. Jones
Part A - Concert Bb, C, D, Eb; Part B - concert A, Bb, C, D

A Theme 1

B

C Theme 2

D Percussion

E Reprise

... Fingering Diagrams ...

A Low Bb Low C Low D Low Eb Low






FIRST CONCERT DUET No 4, SEVEN HILLS

TIMPANI

A four note tune played in Duet. By P.W. Jones
Part A - Concert Bb, C, D, Eb; Part B - concert A, Bb, C, D



A Theme 1



B ... Notes Used ...



F Bb



FIRST CONCERT DUET No 4, SEVEN HILLS

DRUM KIT
Parts A & B

A four note tune played in Duet. By P.W. Jones
Part A - Concert Bb, C, D, Eb; Part B - concert A, Bb, C, D



A Theme 1

Ride
S.D. 4/4
B.D.

Musical notation for measures 1-7 of Theme 1. Includes notes for Snare Drum (S.D.) and Bass Drum (B.D.) with 'Ride' pattern. Measure numbers 1, 3, 5, 7 are indicated.

Measures 8-11 of Theme 1. Measure numbers 8, 9, 11 are indicated.

Measures 13-15 of Theme 1. Measure numbers 13, 15 are indicated.

C Theme 2

Measures 17-21 of Theme 2. Measure numbers 17, 19, 21 are indicated.

D Percussion

Crash Cym.

Measures 23-25 of Percussion. Measure numbers 23, 25 are indicated. Includes 'Crash Cym.' symbols.

Measures 27-31 of Percussion. Measure numbers 27, 29, 31 are indicated. Includes 'Crash Cym.' symbols.

Measures 32-35 of Percussion. Measure numbers 32, 33, 35 are indicated. Includes 'Crash Cym.' symbols.

E Reprise

Measures 37-39 of Reprise. Measure numbers 37, 39 are indicated.

Measures 41-43 of Reprise. Measure numbers 41, 43 are indicated.

Percussion Symbols section. Shows symbols for Bass Drum (45), Snare Drum (47), Ride Cym (49), Crash Cym. (51), and another symbol (53).



FIRST CONCERT DUET No 4, SEVEN HILLS



DRUMS

A four note tune played in Duet. By P.W. Jones
 Part A - Concert Bb, C, D, Eb; Part B - concert A, Bb, C, D

A Theme 1

Part A: Ride (marked with X), S.D. (marked with o)

Part B: B.D. (marked with o)

Play on the Drum Kit or, on the individual instruments.

B

Part A: Musical notation, measures 9-16

Part B: Musical notation, measures 9-16

C Theme 2

Part A: Musical notation, measures 17-24

Part B: Musical notation, measures 17-24

D Percussion

Crash Cym.

Part A: Musical notation with percussion symbols (* for Crash Cym), measures 25-30

Part B: Musical notation, measures 25-30

Part A: Musical notation with percussion symbols (* for Crash Cym), measures 31-36

Part B: Musical notation, measures 31-36

E Reprise

Part A: Musical notation with percussion symbols (X for Ride, o for S.D., * for Crash Cym), measures 37-44

Part B: Musical notation, measures 37-44

... Percussion Symbols ...

45 Bass Drum

47 Snare Drum

49 Ride Cym

51 Crash Cym.

53 Crash Cym.



FIRST CONCERT DUET No 4, SEVEN HILLS

AUXILIARY PERCUSSION

A four note tune played in Duet. By P.W. Jones
Part A - Concert Bb, C, D, Eb; Part B - concert A, Bb, C, D



A Theme 1

Part A **4/4** Tambourine

Part B **4/4** Triangle

8 A

9 B

11

13

15 A

17 B

19

21

C Theme 2

22 A

23 B

25

27

29

D Percussion

Cow Bell

Hand Cyms.

30 A

31 B

33

35

37 A

39 B

41

43

E Reprise

... Percussion Symbols ...

45

Triangle

47

Tambourine

49

Wood Block
and/or Cow Bell

51

Hand Cym

53