



TOP SHOW MUSIC

“FIRST CONCERT MEDLEY 2”

Three-note tunes "Rain is Falling Down, Hear the Bells, Au De Claire, Here Comes the Band"
Arranged by P. W. JONES

1:19 minutes @ M.M. = 116

MUSIC FOR VERY BEGINNER CONCERT BANDS.

- | | |
|-----------------------------|-----------------------------------|
| 1 Full Score | 6 Bb Brass (F Clef) |
| 6 Flute | 2 Bass Tuba (Low Octave) (F Clef) |
| 1 Oboe | 2 Eb Bass Tuba* (F & G Clef) |
| 6 Bb Clarinet | 2 Bassoon, String/Elec. Bass* |
| 1 Eb Clarinet. | 4 Mallets. (High & Low Octaves) |
| 4 Eb Saxophone | 1 Timpani. |
| 2 Bb Saxophone | 4 Drums. (Bass and Snare) |
| 8 Bb Brass (G Clef) | 3 Auxiliary Percussion |
| 2 F Horn (Unison) | 1 Piano |
| 2 F Horn (Op 2 Lower) | 1 Guitar |
| 1 Eb Horn (Unison) | |
| 1 Eb Horn (Op 2 Lower) | |
| 1 Eb Horn (Op 3 -see notes) | |

©2020 by P. W. Jones

PUBLISHED 2020 BY TOP SHOW MUSIC, P.O. BOX 685 WYNNUM. (4178)

PHONE MOBILE 0418 740 919 EMAIL tsm@topshowmusic.com.au

Website www.topshowmusic.com.au Facebook www.facebook.com/TopShowMusicBrisbane

PHOTOCOPYING, OR MAKING COPIES OF THIS PUBLICATION IN ANY FORM OR BY ANY
METHOD IS ILLEGAL.
ALL RIGHTS RESERVED.

TOP SHOW - IT'S AUSTRALIAN.

CATALOGUE NO. 114M2 - ISMN M 720016-672

NOTES FOR THE CONDUCTOR

“First Concert Medley No 2” has been written as beginner piece to be played in unison and therefore playable by any instrument, or combination of instruments, for a first concert performance. If this still proves to be beyond the stamina level required, then the piece may be broken-up into the individual tunes.

Lyrics have been included to not only assist with rehearsals but to also allow for an added dimension to the performance.

F Brass and Eb Brass have difficulty with the unison method because the required notes are either too high or too low. To assist with this, there are lower parts written at the same written pitch as the Bb instruments which, is generally more achievable by these instruments. This does however create the problem of parallel 4ths or 5ths. Choose the parts that suit your programme best i.e. controlled parallel 4ths and 5ths or, uncontrolled miss-pitching in trying to achieve a unison sound. This only works if you have one or the other thus there is a third option for the Eb Brass to bring them into unison with the F brass if you have both. Again, choose the parts that best fit your situation.

There are also two mallet parts, one written an octave below the other. This caters for the two different methods for teaching mallets. Lower brass comes in both G clef and F clef to again cater for the teaching method used in your programme.

All parts have fingering diagrams for the notes used on any particular part.

The following teaching points are covered in this arrangement.

- ☺ Rhythm - Minims, Crotchets, Semibreves and, whole bar rests.
- ☺ Ensemble - Unison
- ☺ Percussion – Mallets: Glockenspiel high and/or low octave
Timpani: Two or three notes
Drums: Snare, Bass and, on the rims (cymbals are not included because at his level, players are only required to play three notes.
Auxillary: Triangle, Tambourine and Woodblock/Cowbell

Whilst parts are included for these percussion instruments, it is not essential that all are played - on the other hand it ensures that there is plenty to do if you have a large section. Practice on all four subsections of percussion is thus also available if the instruments are available.

- ☺ Form - A, B, Bridge, C, D

Ranges and required notes

Concert pitch		Bb, C, D.
Bb instruments	written	C, D, E.
Eb woodwind	written	G, A, B.
F horn	written	F, G, A or C, D, E.
Eb Brass	written	G, A, B or C, D, E or D, E, F#.

Bands are hereby given permission to photocopy as many parts as required for efficient use in your own band. Please report any performance to TSM, date, place and band. Thankyou

Thankyou to the members of Brisbane's Bayside Youth Band for their assistance in developing this work.

Also available for string ensemble - Range - D, E, F#.



FIRST CONCERT MEDLEY, Number 2

A "medley" of three-note tunes played in unison

"Rain is Falling Down, Hear the Bells, Au De Claire, Here Comes the Band"

A Rain is Falling Down

C INSTRUMENTS

Rain is fall - ing down. Rain is fall - ing down.

Bb INSTRUMENTS

Rain is fall - ing down. Rain is fall - ing down.

Eb INSTRUMENTS

Rain is fall - ing down. Rain is fall - ing down.

F HORN Unison Sound

Rain is fall - ing down. Rain is fall - ing down.

Eb HORN Unison Sound

Rain is fall - ing down. Rain is fall - ing down.

Because of the difficulty of the unison pitch method for F & Eb Brass, another option is to have them playing the same written notes as Bb brass. the resultant parallel 4ths or 5ths may be more preferable to misspited unison sound attempts

Eb HORN Option 3
If F Horn is playing same as Bb Brass

Rain is fall - ing down. Rain is fall - ing down.

The above option only works if there is either F Brass OR Eb brass, but not both. If you do have both then Option 3 for Eb brass is offered to at least have both F and Eb brass playing in unison.

F CLEF PARTS

Rain is fall - ing down. Rain is fall - ing down.

Eb BASS F CLEF

Rain is fall - ing down. Rain is fall - ing down.

This alternate Eb Bass part may be preferable to misspited unison pitch attempts

PIANO

Rain is fall - ing down. Rain is fall - ing down.

Mallet parts are provided as written and optional lower octave

MALLETS

Rain is fall - ing down. Rain is fall - ing down.

TIMPANI

Rain is fall - ing down. Rain is fall - ing down.

DRUMS

Snare Drum
Bass Drum

Play as individual instruments or on the drum kit

AUXILIARY PERCUSSION

Triangle
Tambourine

First Concert Medley No. 2 - Page 4

5

7

C
Pit - ter pat - ter pit - ter pat - ter, rain is fall - ing down.

Bb
Pit - ter pat - ter pit - ter pat - ter, rain is fall - ing down.

Eb
Pit - ter pat - ter pit - ter pat - ter, rain is fall - ing down.

F Hrn unison
Pit - ter pat - ter pit - ter pat - ter, rain is fall - ing down.

Eb Hrn Unison
Pit - ter pat - ter pit - ter pat - ter, rain is fall - ing down.

Hn.
Pit - ter pat - ter pit - ter pat - ter, rain is fall - ing down.

F Clef Ten, Bass
Pit - ter pat - ter pit - ter pat - ter, rain is fall - ing down.

Eb Bass
Pit - ter pat - ter pit - ter pat - ter, rain is fall - ing down.

Piano
Pit - ter pat - ter pit - ter pat - ter, rain is fall - ing down.

Mallets
Pit - ter pat - ter pit - ter pat - ter, rain is fall - ing down.

Timps.
Pit - ter pat - ter pit - ter pat - ter, rain is fall - ing down.

Drums
Snare Rim
Bass Rim

Aux. Perc.

9

11

B Hear the Bells

The musical score is arranged in a grand staff format with the following parts from top to bottom:

- C** (Clef): Treble clef, lyrics: "Hear the bells ring in the town clock. The bells tell us it's O' clock."
- Bb** (B-flat): Treble clef, lyrics: "Hear the bells ring in the town clock. The bells tell us it's O' clock."
- Eb** (E-flat): Treble clef, lyrics: "Hear the bells ring in the town clock. The bells tell us it's O' clock."
- F Hrn unison** (F Horn unison): Treble clef, lyrics: "Hear the bells ring in the town clock. The bells tell us it's O' clock."
- Eb Hrn Unison** (E-flat Horn unison): Treble clef, lyrics: "Hear the bells ring in the town clock. The bells tell us it's O' clock."
- Hn.** (Horn): Treble clef with a key signature of one sharp (F#), lyrics: "Hear the bells ring in the town clock. The bells tell us it's O' clock."
- F Clef Ten, Bass** (F Clef Tenor/Bass): Bass clef, lyrics: "Hear the bells ring in the town clock. The bells tell us it's O' clock."
- Eb Bass** (E-flat Bass): Bass clef, lyrics: "Hear the bells ring in the town clock. The bells tell us it's O' clock."
- Piano**: Grand staff (treble and bass clefs), lyrics: "Hear the bells ring in the town clock. The bells tell us it's O' clock."
- Mallets**: Treble clef, lyrics: "Hear the bells ring in the town clock. The bells tell us it's O' clock."
- Timps.** (Timpani): Bass clef, lyrics: "Hear the bells ring in the town clock. The bells tell us it's O' clock."
- Drums**: Percussion line with a square symbol, lyrics: "Hear the bells ring in the town clock. The bells tell us it's O' clock."
- Aux. Perc.** (Auxiliary Percussion): Percussion line with triangle symbols, lyrics: "Hear the bells ring in the town clock. The bells tell us it's O' clock."

13

15

17

C
Hear the bells count out the time, it must be O' Clock One, Two, Three.

Bb
Hear the bells count out the time, it must be O' Clock One, Two, Three.

Eb
Hear the bells count out the time, it must be O' Clock One, Two, Three.

F Hrn unison
Hear the bells count out the time, it must be O' Clock One, Two, Three.

Eb Hrn Unison
Hear the bells count out the time, it must be O' Clock One, Two, Three.

Hn.
Hear the bells count out the time, it must be O' Clock One, Two, Three.

F Clef
Ten, Bass
Hear the bells count out the time, it must be O' Clock One, Two, Three.

Eb Bass
Hear the bells count out the time, it must be O' Clock One, Two, Three.

Piano
Hear the bells count out the time, it must be O' Clock One, Two, Three.

Mallets
Hear the bells count out the time, it must be O' Clock One, Two, Three.

Timps.
Hear the bells count out the time, it must be O' Clock One, Two, Three.

Drums

Aux. Perc.

First Concert Medley No. 2 - Page 7

18 **C Percussion** **19** **D Au Claire** **21**

C
Au clair de la lune mon ami Peir -

Bb
Au clair de la lune mon ami Peir -

Eb
Au clair de la lune mon ami Peir -

F Hrn unison
Au clair de la lune mon ami Peir -

Eb Hrn Unison
Au clair de la lune mon ami Peir -

Hn.
Au clair de la lune mon ami Peir -

F Clef Ten, Bass
Au clair de la lune mon ami Peir -

Eb Bass
Au clair de la lune mon ami Peir -

Piano
Au clair de la lune mon ami Peir -

Mallets
Au clair de la lune mon ami Peir -

Timps.
Au clair de la lune mon ami Peir -

Drums

Aux. Perc.

If only one player, decide which instrument to delete

23

25

27

C
 rot, Pre - te moi ta plu - me pour e - crire un mot.

Bb
 rot, Pre - te moi ta plu - me pour e - crire un mot.

Eb
 rot, Pre - te moi ta plu - me pour e - crire un mot.

F Hrn unison
 rot, Pre - te moi ta plu - me pour e - crire un mot.

Eb Hrn Unison
 rot, Pre - te moi ta plu - me pour e - crire un mot.

Hn.
 rot, Pre - te moi ta plu - me pour e - crire un mot.

F Clef Ten, Bass
 rot, Pre - te moi ta plu - me pour e - crire un mot.

Eb Bass
 rot, Pre - te moi ta plu - me pour e - crire un mot.

Piano
 rot, Pre - te moi ta plu - me pour e - crire un mot.

Mallets
 rot, Pre - te moi ta plu - me pour e - crire un mot.

Timps.
 rot, Pre - te moi ta plu - me pour e - crire un mot.

Drums
 rot, Pre - te moi ta plu - me pour e - crire un mot.

Aux. Perc.
 rot, Pre - te moi ta plu - me pour e - crire un mot.

First Concert Medley No. 2 - Page 9

29

31

E Here Comes the Band

The musical score is arranged in a grand staff format with the following parts from top to bottom:

- C** (Clef): Treble clef, lyrics: Here comes the band, march ing down from the hill top.
- Bb** (Clef): Treble clef, lyrics: Here comes the band, march ing down from the hill top.
- Eb** (Clef): Treble clef, lyrics: Here comes the band, march ing down from the hill top.
- F Hrn unison** (Clef): Treble clef, lyrics: Here comes the band, march ing down from the hill top.
- Eb Hrn Unison** (Clef): Treble clef, lyrics: Here comes the band, march ing down from the hill top.
- Hn.** (Clef): Treble clef, lyrics: Here comes the band, march ing down from the hill top.
- F Clef Ten, Bass** (Clef): Bass clef, lyrics: Here comes the band, march ing down from the hill top.
- Eb Bass** (Clef): Bass clef, lyrics: Here comes the band, march ing down from the hill top.
- Piano** (Clef): Grand staff (treble and bass clefs), lyrics: Here comes the band, march ing down from the hill top.
- Mallets** (Clef): Treble clef, lyrics: Here comes the band, march ing down from the hill top.
- Timps.** (Clef): Bass clef, lyrics: Here comes the band, march ing down from the hill top.
- Drums** (Clef): Percussion line with drum notation.
- Aux. Perc.** (Clef): Percussion line with diamond notation.

First Concert Medley No. 2 - Page 10

33

35

The musical score is arranged in a system of 13 staves. The instruments and parts are as follows:

- C:** Trumpet, melody line with lyrics: "Whoops! Some - one dropped the bass drum, a gain."
- Bb:** Trumpet, melody line with lyrics: "Whoops! Some - one dropped the bass drum, a gain."
- Eb:** Trumpet, melody line with lyrics: "Whoops! Some - one dropped the bass drum, a gain."
- F Hrn unison:** Horns in F, unison melody line with lyrics: "Whoops! Some - one dropped the bass drum, a gain."
- Eb Hrn Unison:** Horns in E-flat, unison melody line with lyrics: "Whoops! Some - one dropped the bass drum, a gain."
- Hn.:** Horn in C, melody line with lyrics: "Whoops! Some - one dropped the bass drum, a gain."
- F Clef Ten, Bass:** Tenor and Bass clef, melody line with lyrics: "Whoops! Some - one dropped the bass drum, a gain."
- Eb Bass:** Bass clef, melody line with lyrics: "Whoops! Some - one dropped the bass drum, a gain."
- Piano:** Grand piano, accompaniment for the vocal parts.
- Mallets:** Mallet percussion, melody line with lyrics: "Whoops! Some - one dropped the bass drum, a gain."
- Timps.:** Timpani, melody line with lyrics: "Whoops! Some - one dropped the bass drum, a gain."
- Drums:** Drum set, rhythmic accompaniment.
- Aux. Perc.:** Auxiliary percussion, rhythmic accompaniment.



FIRST CONCERT TIME MEDLEY

... ooo Fingering Diagrams ooo ...

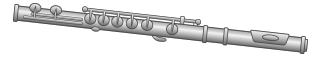
FLUTE					
OBOE					
BASSOON					
Bb CLARINETS					
Eb CLARINETS					
Eb SAXOPHONE					
Bb SAXOPHONES					
Bb & Eb BRASS					
F HORN Unison Sound					
F HORN Option 2 More achievable sound					
Eb HORN Unison Sound					
Eb HORN Option 3 If F Horn is playing same as Bb Brass					

	Trom. 1st. position	Trom. 6th. or T1	Trom 4th. position
F CLEF Bb BRASS			
Eb BASS F CLEFF	Unison Lower acheivable		
Bb BASS F CLEFF LOW OCTAVE			
BASS GUITAR	Pluck with the index finger (I = index) 	Pluck with the index finger (I = index) 	Pluck with the middle finger (m = Middle)
GUITAR	Pluck with the index finger (I = index) 	Pluck with the middle finger (m = Middle) 	Pluck with the middle finger (m = Middle)
PIANO			
Mallets	Use the right Hand 	Use the Left Hand 	Use the right Hand
Mallets Low.			
TIMPANI	Set dial to Bb If only two Timps are available, play Bbs instead of Ds	Set dial to C	Set dial to D
DRUMS DRUM KIT	Bass Drum Play as individual instruments or o the drum kit	Snare Drum	Snare Rim Bass Rim
AUXILIARY PERCUSSION	Triangle	Tambourine	Wood Block or Cow Bell
B'pipes			



FIRST CONCERT MEDLEY, Number 2
 A "medley" of three-note tunes played in unison
 "Rain is Falling Down, Hear the Bells, Au De Claire, Here Comes the Band"

FLUTE



A Rain is Falling Down

Musical notation for measures 1-4. Lyrics: Rain is fall - ing down. Rain is fall - ing down.

Musical notation for measures 5-8. Lyrics: Pit - ter pat - ter pit - ter pat - ter, rain is fall - ing down.

B Hear the Bells

Musical notation for measures 9-12. Lyrics: Hear the bells ring in the town clock. The bells tell us it's O' clock.

Musical notation for measures 13-15. Lyrics: Hear the bells count out the time, it must be O' Clock

C Percussion

Musical notation for measures 16-19. Lyrics: One, Two, Three.

D Au Claire

Musical notation for measures 20-23. Lyrics: Au clair de la lu - ne mon a - mi Peir - rot,

Musical notation for measures 24-27. Lyrics: Pre - te moi ta plu - me pour e - crire un mot.


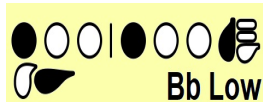
E Here Comes the Band

Musical notation for measures 28-31. Lyrics: Here comes the band, march ing down from the hill top.

Musical notation for measures 32-35. Lyrics: Whoops! Some - one dropped the bass drum, a gain.

... ooo FINGERING DIAGRAMS ooo ...

Musical notation for measures 36-37.





FIRST CONCERT MEDLEY, Number 2
 A "medley" of three-note tunes played in unison
 "Rain is Falling Down, Hear the Bells, Au De Claire, Here Comes the Band"

OBOE



A Rain is Falling Down

Rain is fall - ing down. Rain is fall - ing down.

5 Pit - ter pat - ter pit - ter pat - ter, rain is fall - ing down.


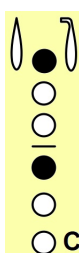
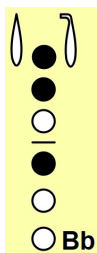
B Hear the Bells

C Percussion

D Au Claire

E Here Comes the Band

... ooo FINGERING DIAGRAMS ooo ...





FIRST CONCERT MEDLEY, Number 2

A "medley" of three-note tunes played in unison

BASSOON &
BASS GUITAR

"Rain is Falling Down, Hear the Bells, Au De Claire, Here Comes the Band"

A Rain is Falling Down

Rain is fall - ing down. Rain is fall - ing down.

Pit - ter pat - ter pit - ter pat - ter, rain is fall - ing down.

B Hear the Bells

Hear the bells ring in the town clock. The bells tell us it's O' clock.

Hear the bells count out the time, it must be O' Clock

C Percussion

One, Two, Three.

D Au Claire

Au clair de la lu - ne mon a - mi Peir - rot,

Pre - te moi ta plu - me pour e - crire un mot.

E Here Comes the Band


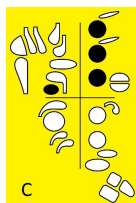
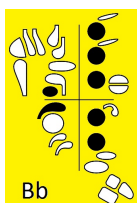
Here comes the band, march ing down from the hill top.

Whoops! Some - one dropped the bass drum, a gain.

... ooo FINGERING DIAGRAMS ooo ...

BASS GUITAR: 1st diagram is traditional method, 2nd is contemporary method to avoid future open string problems.

36 37





FIRST CONCERT MEDLEY, Number 2
 A "medley" of three-note tunes played in unison
 "Rain is Falling Down, Hear the Bells, Au De Claire, Here Comes the Band"

Bb CLARINET



A Rain is Falling Down

Musical notation for measures 1-4. Lyrics: Rain is fall - ing down. Rain is fall - ing down.

Musical notation for measures 5-8. Lyrics: Pit - ter pat - ter pit - ter pat - ter, rain is fall - ing down.

B Hear the Bells

Musical notation for measures 9-12. Lyrics: Hear the bells ring in the town clock. The bells tell us it's O' clock.

Musical notation for measures 13-15. Lyrics: Hear the bells count out the time, it must be O' Clock

C Percussion

Musical notation for measures 16-19. Lyrics: One, Two, Three.

D Au Claire

Musical notation for measures 20-23. Lyrics: Au clair de la lu - ne mon a - mi Peir - rot,

Musical notation for measures 24-27. Lyrics: Pre - te moi ta plu - me pour e - crire un mot.

E Here Comes the Band

Musical notation for measures 28-31. Lyrics: Here comes the band, march ing down from the hill top.

Musical notation for measures 32-35. Lyrics: Whoops! Some - one dropped the bass drum, a gain.

... ooo FINGERING DIAGRAMS ooo ...

Musical notation for measures 36-37. Includes fingering diagrams for notes C, D Low, and E.



FIRST CONCERT MEDLEY, Number 2
 A "medley" of three-note tunes played in unison (Option 2: use Bb part)
 "Rain is Falling Down, Hear the Bells, Au De Claire, Here Comes the Band"

Eb Clarinet, Option 1
 (Option 2: use Bb part)

A Rain is Falling Down

Rain is fall - ing down. Rain is fall - ing down.

5 6 7 8

Pit - ter pat - ter pit - ter pat - ter, rain is fall - ing down.

B Hear the Bells

9 10 11 12

Hear the bells ring in the town clock. The bells tell us it's O' clock.

13 14 15 16 17

Hear the bells count out the time, it must be O' Clock One, Two, Three.

18 **C Percussion** 19 20 **D Au Claire** 21 22

Au clair de la lu - ne mon a - mi Peir -

23 24 25 26 27

rot, Pre - te moi ta plu - me pour e - crire un mot.

28 **E Here Comes the Band** 29 30 31

Here comes the band, march ing down from the hill top.

32 33 34 35

Whoops! Some - one dropped the bass drum, a gain.

... ooo FINGERING DIAGRAMS ooo ...

36 37

G Low

A Low

B Low



FIRST CONCERT MEDLEY, Number 2
 A "medley" of three-note tunes played in unison
 "Rain is Falling Down, Hear the Bells, Au De Claire, Here Comes the Band"

E♭ SAXOPHONE



A Rain is Falling Down

Musical notation for measures 1-4. Lyrics: Rain is fall - ing down. Rain is fall - ing down.

Musical notation for measures 5-8. Lyrics: Pit - ter pat - ter pit - ter pat - ter, rain is fall - ing down.

B Hear the Bells

Musical notation for measures 9-12. Lyrics: Hear the bells ring in the town clock. The bells tell us it's O' clock.

Musical notation for measures 13-17. Lyrics: Hear the bells count out the time, it must be O' Clock One, Two, Three.

C Percussion

D Au Claire

Musical notation for measures 18-22. Lyrics: Au clair de la lu - ne mon a - mi Peir -

Musical notation for measures 23-27. Lyrics: rot, Pre - te moi ta plu - me pour e - crire un mot.

E Here Comes the Band

Musical notation for measures 28-31. Lyrics: Here comes the band, march ing down from the hill top.

Musical notation for measures 32-35. Lyrics: Whoops! Some - one dropped the bass drum, a gain.

... ooo FINGERING DIAGRAMS ooo ...

Musical notation for measures 36-37. Includes three yellow fingering diagrams labeled 'Low G', 'A', and 'B' showing finger positions on the saxophone keys.



FIRST CONCERT MEDLEY, Number 2
 A "medley" of three-note tunes played in unison
 "Rain is Falling Down, Hear the Bells, Au De Claire, Here Comes the Band"

Bb SAXOPHONE



A Rain is Falling Down

1 Rain is fall - ing down. Rain is fall - ing down.

5 Pit - ter pat - ter pit - ter pat - ter, rain is fall - ing down. 6 7 8

B Hear the Bells

9 Hear the bells ring in the town clock. The bells tell us it's O' clock. 10 11 12

13 Hear the bells count out the time, it must be O' Clock One, Two, Three. 14 15 16 17

C Percussion

D Au Claire

18 Au clair de la lu - ne mon a - mi Peir - 19 20 21 22

23 rot, Pre - te moi ta plu - me pour e - crire un mot. 24 25 26 27

E Here Comes the Band

28 Here comes the band, march ing down from the hill top. 29 30 31

32 Whoops! Some - one dropped the bass drum, a gain. 33 34 35

... ooo FINGERING DIAGRAMS ooo ...

36 37



FIRST CONCERT MEDLEY, Number 2
 A "medley" of three-note tunes played in unison
 "Rain is Falling Down, Hear the Bells, Au De Claire, Here Comes the Band"

Bb BRASS
 G Clef

A Rain is Falling Down


B Hear the Bells

C Percussion

D Au Claire

E Here Comes the Band

... ooo FINGERING DIAGRAMS ooo ...



Trombone 1st Position

**Trombone 6th. position OR
 1st position plus the trigger (T1)**

Trombone 4th. position



FIRST CONCERT MEDLEY, Number 2
 A "medley" of three-note tunes played in unison
 "Rain is Falling Down, Hear the Bells, Au De Claire, Here Comes the Band"

F HORN Option 2
 Lower notes

A Rain is Falling Down

Rain is fall - ing down. Rain is fall - ing down.

Because of the difficulty of the unison pitch method for F & Eb Brass, another option is to have them playing the same written notes as Bb brass. the resultant parallel 4ths or 5ths may be more prefferable to misspited unison sound attempts

Pit - ter pat - ter pit - ter pat - ter, rain is fall - ing down.

B Hear the Bells

Hear the bells ring in the town clock. The bells tell us it's O' clock.

Hear the bells count out the time, it must be O' Clock One, Two, Three.

C Percussion

D Au Claire

Au clair de la lu - ne mon a - mi Peir -



rot, Pre - te moi ta plu - me pour e - crire un mot.

E Here Comes the Band

Here comes the band, march ing down from the hill top.

Whoops! Some - one dropped the bass drum, a gain.

... ooo FINGERING DIAGRAMS ooo ...





FIRST CONCERT MEDLEY, Number 2
 A "medley" of three-note tunes played in unison
 "Rain is Falling Down, Hear the Bells, Au De Claire, Here Comes the Band"

F HORN
 Unison Sound



A Rain is Falling Down

1 Rain is fall - ing down. Rain is fall - ing down.

5 Pit - ter pat - ter pit - ter pat - ter, rain is fall - ing down. 6 7 8

B Hear the Bells
 9 Hear the bells ring in the town clock. The bells tell us it's O' clock. 10 11 12

13 Hear the bells count out the time, it must be O' Clock One, Two, Three. 14 15 16 17

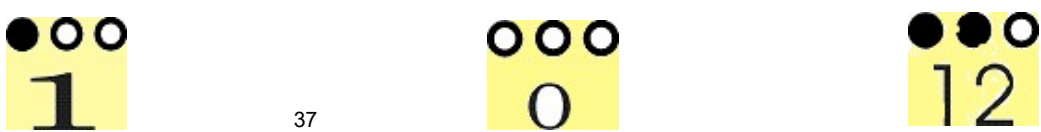
C Percussion 18 **D Au Claire** 19 20 21 22
 Au clair de la lu - ne mon a - mi Peir -

23 rot, Pre - te moi ta plu - me pour e - crire un mot. 24 25 26 27

E Here Comes the Band
 28 Here comes the band, march ing down from the hill top. 29 30 31

32 Whoops! Some - one dropped the bass drum, a gain. 33 34 35

... ooo FINGERING DIAGRAMS ooo ...

36 37




FIRST CONCERT MEDLEY, Number 2
 A "medley" of three-note tunes played in unison
 "Rain is Falling Down, Hear the Bells, Au De Claire, Here Comes the Band"

Eb HORN Option 2
 Lower notes



A Rain is Falling Down

1 Rain is fall - ing down. Rain is fall - ing down.

Because of the difficulty of the unison pitch method for Eb Brass, another option is to have the Eb brass playing the written notes as Bb brass. the resultant parralle 4ths or 5ths may be more preferrable to misspited unison sound attempts

5 Pit - ter pat - ter pit - ter pat - ter, rain is fall - ing down.

9 **B Hear the Bells**
 10 Hear the bells ring in the town clock. The bells tell us it's O' clock.

13 Hear the bells count out the time, it must be O' Clock One, Two, Three.


18 **C Percussion** 19 **D Au Claire**
 20 Au clair de la lu - ne mon a - mi Peir -

23 rot, Pre - te moi ta plu - me pour e - crire un mot.

28 **E Here Comes the Band**
 29 Here comes the band, march ing down from the hill top.

32 Whoops! Some - one dropped the bass drum, a gain.

... ooo FINGERING DIAGRAMS ooo ...



36 37



FIRST CONCERT MEDLEY, Number 2
 A "medley" of three-note tunes played in unison
 "Rain is Falling Down, Hear the Bells, Au De Claire, Here Comes the Band"

Eb HORN Option 2
 Lower notes



A Rain is Falling Down

1 Rain is fall - ing down. Rain is fall - ing down.

Because of the difficulty of the unison pitch method for Eb Brass, another option is to have the Eb brass playing the written notes as Bb brass. the resultant parralle 4ths or 5ths may be more preferrable to misspited unison sound attempts

5 Pit - ter pat - ter pit - ter pat - ter, rain is fall - ing down.

B Hear the Bells

9 Hear the bells ring in the town clock. The bells tell us it's O' clock.

13 Hear the bells count out the time, it must be O' Clock One, Two, Three.

C Percussion

D Au Claire

18 Au clair de la lu - ne mon a - mi Peir -


23 rot, Pre - te moi ta plu - me pour e - crire un mot.

E Here Comes the Band

28 Here comes the band, march ing down from the hill top.

32 Whoops! Some - one dropped the bass drum, a gain.

... ooo FINGERING DIAGRAMS ooo ...



36 37



FIRST CONCERT MEDLEY, Number 2
 A "medley" of three-note tunes played in unison
 "Rain is Falling Down, Hear the Bells, Au De Claire, Here Comes the Band"

E♭ HORN Option 3
 If F Horn is playing
 Low option



A Rain is Falling Down



Rain is fall - ing down. Rain is fall - ing down.

The above option only works if there is either F Brass OR E♭ brass, but not both. If you do have both then Option 3 for E♭ brass is offered to at least have both F and E♭ brass playing in unison.



Pit - ter pat - ter pit - ter pat - ter, rain is fall - ing down.

B Hear the Bells



Hear the bells ring in the town clock. The bells tell us it's O' clock.



Hear the bells count out the time, it must be O' Clock One, Two, Three.

C Percussion

D Au Claire



Au clair de la lu - ne mon a - mi Peir -




rot, Pre - te moi ta plu - me pour e - crire un mot.

E Here Comes the Band




Here comes the band, march ing down from the hill top.



Whoops! Some - one dropped the bass drum, a gain.

... ooo FINGERING DIAGRAMS ooo ...





FIRST CONCERT MEDLEY, Number 2

Bb BRASS F Clef

A "medley" of three-note tunes played in unison

"Rain is Falling Down, Hear the Bells, Au De Claire, Here Comes the Band"

A Rain is Falling Down

Rain is fall - ing down. Rain is fall - ing down.

5 Pit - ter pat - ter pit - ter pat - ter, rain is fall - ing down.

B Hear the Bells

9 Hear the bells ring in the town clock. The bells tell us it's O' clock.

13 Hear the bells count out the time, it must be O' Clock One, Two, Three.

C Percussion

D Au Claire

18 Au clair de la lu - ne mon a - mi Peir -

23 rot, Pre - te moi ta plu - me pour e - crire un mot.

E Here Comes the Band

28 Here comes the band, march ing down from the hill top.

32 Whoops! Some - one dropped the bass drum, a gain.

... ooo FINGERING DIAGRAMS ooo ...



36

Trombone 1st Position

Trombone 6th. position OR 1st position plus the trigger (T1)

Trombone 4th. position



FIRST CONCERT MEDLEY, Number 2
 A "medley" of three-note tunes played in unison
 "Rain is Falling Down, Hear the Bells, Au De Claire, Here Comes the Band"

Eb BASS FC
 Lower Notes

This alternate Eb Bass part may be preferable to misspited unison pitch attempts



A Rain is Falling Down

1 2 3 4 5 6 7 8

Rain is fall - ing down. Rain is fall - ing down.

5 6 7 8

Pit - ter pat - ter pit - ter pat - ter, rain is fall - ing down.

B Hear the Bells

9 10 11 12

Hear the bells ring in the town clock. The bells tell us it's O' clock.

13 14 15 16 17

Hear the bells count out the time, it must be O' Clock One, Two, Three.

C Percussion

D Au Claire

18 19 20 21 22

Au clair de la lu - ne mon a - mi Peir -

23 24 25 26 27

rot, Pre - te moi ta plu - me pour e - crire un mot.

E Here Comes the Band

28 29 30 31

Here comes the band, march ing down from the hill top.

32 33 34 35

Whoops! Some - one dropped the bass drum, a gain.

... ooo FINGERING DIAGRAMS ooo ...

36 37

0 13 OR 4 12



FIRST CONCERT MEDLEY, Number 2
 A "medley" of three-note tunes played in unison
 "Rain is Falling Down, Hear the Bells, Au De Claire, Here Comes the Band"

Eb and Bb
 BASS F Clef
 Low Octave

A Rain is Falling Down

1
 Rain is fall - ing down. Rain is fall - ing down.

5
 Pit - ter pat - ter pit - ter pat - ter, rain is fall - ing down.

B Hear the Bells

9
 Hear the bells ring in the town clock. The bells tell us it's O' clock.

13
 Hear the bells count out the time, it must be O' Clock One, Two, Three.

C Percussion

D Au Claire

18
 Au clair de la lu - ne mon a - mi Peir -

23
 rot, Pre - te moi ta plu - me pour e - crire un mot.

E Here Comes the Band

28
 Here comes the band, march ing down from the hill top.

32
 Whoops! Some - one dropped the bass drum, a gain.

... ooo FINGERING DIAGRAMS ooo ...
 Higher diagrams are for Eb Brass, Lower diagrams are for Bb Brass

36
 13 OR 4 12 2
 0 13 OR 4 12



FIRST CONCERT MEDLEY, Number 2
 A "medley" of three-note tunes played in unison
 "Rain is Falling Down, Hear the Bells, Au De Claire, Here Comes the Band"

PIANO

A Rain is Falling Down

1 2 3 4 5 6 7 8

B Hear the Bells

9 10 11 12 13

C Percussion **D Au Claire**

14 15 16 17 18 19 20 21

E Here Comes the Band

22 23 24 25 26 27 28

29 30 31 32 33 34 35

... ooo FINGERING DIAGRAMS ooo ...

36 37



FIRST CONCERT MEDLEY, Number 2
 A "medley" of three-note tunes played in unison
 "Rain is Falling Down, Hear the Bells, Au De Claire, Here Comes the Band"

GUITAR



A Rain is Falling Down

5 6 7 8

B Hear the Bells

9 10 11 12

13 14 15 16 17

C Percussion **D Au Claire**

18 19 20 21 22

23 24 25 26 27

E Here Comes the Band

28 29 30 31

32 33 34 35

... ooo FINGERING DIAGRAMS ooo ...

36 37



FIRST CONCERT MEDLEY, Number 2
 A "medley" of three-note tunes played in unison
 "Rain is Falling Down, Hear the Bells, Au De Claire, Here Comes the Band"

PERCUSSION
 Mallets-Low Option

A Rain is Falling Down

Rain is fall - ing down. Rain is fall - ing down.

Pit - ter pat - ter pit - ter pat - ter, rain is fall - ing down.

B Hear the Bells

Hear the bells ring in the town clock. The bells tell us it's O' clock.

Hear the bells count out the time, it must be O' Clock One, Two, Three.

C Percussion

D Au Claire

Au clair de la lu - ne mon a - mi Peir -

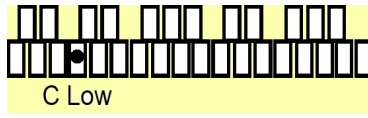
rot, Pre - te moi ta plu - me pour e - crire un mot.

E Here Comes the Band

Here comes the band, march ing down from the hill top.

Whoops! Some - one dropped the bass drum, a gain.

... ooo FINGERING DIAGRAMS ooo ...





FIRST CONCERT MEDLEY, Number 2
 A "medley" of three-note tunes played in unison
 "Rain is Falling Down, Hear the Bells, Au De Claire, Here Comes the Band"

PERCUSSION
 Mallets

A Rain is Falling Down

Mallet parts are provided as written and optional lower octave

1 Rain is fall - ing down. Rain is fall - ing down.

5 Pit - ter pat - ter pit - ter pat - ter, rain is fall - ing down.

B Hear the Bells
 9 Hear the bells ring in the town clock. The bells tell us it's O' clock.

13 Hear the bells count out the time, it must be O' Clock One, Two, Three.

C Percussion 18 **D Au Claire**
 Au clair de la lu - ne mon a - mi Peir -

23 rot, Pre - te moi ta plu - me pour e - crire un mot.

E Here Comes the Band
 28 Here comes the band, march ing down from the hill top.

32 Whoops! Some - one dropped the bass drum, a gain.

... ooo FINGERING DIAGRAMS ooo ...

36 37



FIRST CONCERT MEDLEY, Number 2
 A "medley" of three-note tunes played in unison
 "Rain is Falling Down, Hear the Bells, Au De Claire, Here Comes the Band"

PERCUSSION
 TIMPANI



A Rain is Falling Down

Musical notation for measures 1-4. Lyrics: Rain is fall - ing down. Rain is fall - ing down.

Musical notation for measures 5-8. Lyrics: Pit - ter pat - ter pit - ter pat - ter, rain is fall - ing down.

B Hear the Bells
 Musical notation for measures 9-12. Lyrics: Hear the bells ring in the town clock. The bells tell us it's O' clock.

Musical notation for measures 13-17. Lyrics: Hear the bells count out the time, it must be O' Clock One, Two, Three.

C Percussion **D** Au Claire
 Musical notation for measures 18-22. Lyrics: Au clair de la lu - ne mon a - mi Peir -

Musical notation for measures 23-27. Lyrics: rot, Pre - te moi ta plu - me pour e - crire un mot.

E Here Comes the Band
 Musical notation for measures 28-31. Lyrics: Here comes the band, march ing down from the hill top.

Musical notation for measures 32-35. Lyrics: Whoops! Some - one dropped the bass drum, a gain.



... ooo FINGERING DIAGRAMS ooo ...

Musical notation for measures 36-37. Instructions: Set dial to Bb, Set dial to C, Set dial to D.



FIRST CONCERT MEDLEY, Number 2
 A "medley" of three-note tunes played in unison
 "Rain is Falling Down, Hear the Bells, Au De Claire, Here Comes the Band"

PERCUSSION
 Drums



A Rain is Falling Down

Snare Drum

Bass Drum

Play as individual instruments or on the drum kit

5 Snare Rim

6

7

8

Bass Rim

B Hear the Bells

9

10

11

12

13

14

15

16

17

C Percussion

D Au Claire

18

19

20

21

22

23

24

25

26

27

E Here Comes the Band

28

29

30

31

32

33

34

35

... ooo PERCUSSION SYMBOLS ooo ...

36

37

Snare Rim

Bass Drum

Bass Rim



FIRST CONCERT MEDLEY, Number 2
 A "medley" of three-note tunes played in unison
 "Rain is Falling Down, Hear the Bells, Au De Claire, Here Comes the Band"

SNARE DRUM



A Rain is Falling Down

5

6

7

8

B Hear the Bells

9

10

11

12

13

3

16

17

C Percussion

18

19

20

D Au Claire

21

22

23

24

3

27

E Here Comes the Band

28

29

30

31

32

33

34

35

... ooo PERCUSSION SYMBOLS ooo ...

36 Bass Drum

37 Snare Drum


Snare Rim

Bass Rim



FIRST CONCERT MEDLEY, Number 2
 A "medley" of three-note tunes played in unison
 "Rain is Falling Down, Hear the Bells, Au De Claire, Here Comes the Band"

BASS DRUM



A Rain is Falling Down

Musical notation for measures 1-8. Measure 1: Bass drum (three vertical lines), quarter note, quarter note, quarter note, quarter note, rest. Measure 2: Rest. Measure 3: Quarter note, quarter note, quarter note, quarter note, rest. Measure 4: Rest. Measure 5: Bass drum (three vertical lines), eighth note, eighth note, quarter rest, quarter rest. Measure 6: Eighth note, eighth note, quarter rest, quarter rest. Measure 7: Eighth note, eighth note, quarter rest, quarter rest. Measure 8: Quarter note, quarter rest, quarter rest, quarter rest.

B Hear the Bells

Musical notation for measures 9-16. Measure 9: Bass drum (three vertical lines), quarter rest, quarter rest, quarter rest, quarter rest. Measure 10: Quarter rest, quarter rest, quarter rest, quarter rest. Measure 11: Quarter rest, quarter rest, quarter rest, quarter rest. Measure 12: Quarter rest, quarter rest, quarter rest, quarter rest. Measure 13: Bass drum (three vertical lines), quarter note, quarter note, quarter note, quarter note. Measure 14: Quarter note, quarter note, quarter note, quarter note. Measure 15: Quarter note, quarter note, quarter note, quarter note. Measure 16: Quarter note, quarter note, quarter note, quarter note.

C Percussion

D Au Claire

Musical notation for measures 17-24. Measure 17: Bass drum (three vertical lines), quarter note, quarter note, quarter note, quarter note. Measure 18: Quarter note, quarter note, quarter note, quarter note. Measure 19: Quarter note, quarter note, quarter note, quarter note. Measure 20: Quarter note, quarter note, quarter note, quarter note. Measure 21: Bass drum (three vertical lines), quarter rest, quarter rest, quarter rest, quarter rest. Measure 22: Quarter rest, quarter rest, quarter rest, quarter rest. Measure 23: Quarter rest, quarter rest, quarter rest, quarter rest. Measure 24: Quarter note, quarter note, quarter note, quarter note.

E Here Comes the Band

Musical notation for measures 25-35. Measure 25: Bass drum (three vertical lines), quarter note, quarter note, quarter note, quarter note. Measure 26: Quarter note, quarter note, quarter note, quarter note. Measure 27: Quarter note, quarter note, quarter note, quarter note. Measure 28: Quarter note, quarter note, quarter note, quarter note. Measure 29: Bass drum (three vertical lines), quarter rest, quarter rest, quarter rest, quarter rest. Measure 30: Quarter rest, quarter rest, quarter rest, quarter rest. Measure 31: Quarter note, quarter note, quarter note, quarter note. Measure 32: Quarter note, quarter note, quarter note, quarter note. Measure 33: Bass drum (three vertical lines), quarter note, quarter note, quarter note, quarter note. Measure 34: Quarter note, quarter note, quarter note, quarter note. Measure 35: Quarter note, quarter note, quarter note, quarter note.

... ooo PERCUSSION SYMBOLS ooo ...

Musical notation for measures 36-37. Measure 36: Bass drum (three vertical lines), quarter note, quarter note, quarter note, quarter note. Measure 37: Snare Drum (circle with 'x'), Snare Rim (circle with 'x'), Bass Rim (circle with 'x').



FIRST CONCERT MEDLEY, Number 2
 A "medley" of three-note tunes played in unison
 "Rain is Falling Down, Hear the Bells, Au De Claire, Here Comes the Band"

PERCUSSION
 Auxiliary



A Rain is Falling Down

Musical notation for section A, measures 1-8. Measure 1 includes a Triangle symbol. Measure 5 includes a Tambourine symbol. The notation shows rhythmic patterns for each instrument.

B Hear the Bells

Musical notation for section B, measures 9-17. The notation shows rhythmic patterns for each instrument.

C Percussion

D Au Claire

Musical notation for sections C and D, measures 18-22. Section C includes square symbols for percussion. Section D includes diamond symbols. Includes the instruction: "If only one player, decide which instrument to delete".

Musical notation for measures 23-27. Measure 27 includes a circled triangle symbol.

E Here Comes the Band

Musical notation for section E, measures 28-35. The notation shows rhythmic patterns for each instrument.

... ooo PERCUSSION SYMBOLS ooo ...

Musical notation for measures 36-37. Measure 36 includes a Triangle symbol. Measure 37 includes a Tambourine symbol and a Wood Block or Cow Bell symbol. Includes illustrations of a triangle, a tambourine, and a wood block/cow bell.