




STAGE FIVE

Tunes using the notes Concert A, Bb, C, D and the new note Eb;

the values Semi-Breve (♩ = 4 counts),


Minim (♩ or ♪ = 2 counts), Crotchet (♩ or ♪ = one count), and equivalent rests

'Breath mark (breathe here only), the word "phrase", a musical thought,

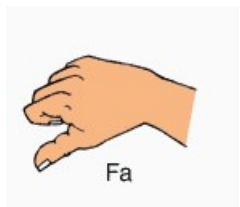
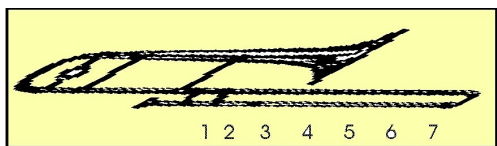
the sign  Fermata (play the note for the length of time the conductor indicates),

The concepts Duet and or Divisi - two players or sections playing different notes or lines at the same time. Ties, Slurs, Double Bar Line, Solo, Soli, Tutti, Tacet and, Kodaly

NO. 5.1 - NEXT NOTE - F (CONCERT Eb)



Trombone 3rd. position.



NO. 5.2- WARM-UP 3

Trombone 1st Position

Trombone 2nd. Position.

Trombone 6th. position OR 1st position plus the trigger (T1)

Trombone 4th. position

Musical staff 762-767. Includes finger charts for 0, 2, and 1 3 4 OR 1 2.

Musical staff 769-775. Includes finger chart for 1.

Musical staff 777-783.

Musical staff 785-789.

Bb Brass GC



NO. 5.3 - WIGGLE WOBBLE TOOTH

790 791 793

Part A  
 Wig - gle wob - ble loos - ie tooth, wig - gle with my tongue tongue.

Part B

794 795 797

Wig - gle wob - ble loos - ie tooth, whoops! not hun - gry now.



NO. 5.4 - FOUR NOTE SHUFFLE - Where are the breathing points?

798 799 801

Part A  
 Shuf - fle shuf shuf - fle, on and on we shuf - fle.

Part B

802 803 805

Cards fall down all on the floor. Fif - ty two card pick - up.

NO. 5.5 - COUNTRY WALK - Using Divisi - Play the upper or lower notes.

806 807 809

NO. 5.6 - FOUR NOTE MARCH

814 815 817

Part A  
Left right left right left right left. march all day long here.

Part B

818 819 821

Down and up, up and down, march a - long with just four notes.



NO. 5.7 - RING A RING O' ROSIE. - NB: the breath positions

822 823 825

A  
Ring a ring o' Ros - ies, a pock - et full of pos - ies,













B

826 827 829

When your Moth - er calls you, out jump the pos - ies.


## MORE KODALY (pronounced Ko-die)


In stage 4, we learnt about Zoltan Kodaly's system of using vocal sounds to indicate note values and their sound length. We will now learn four more Kodaly sounds for the other note lengths we have used.

<p>  = Eight , No Rest equivalent   = Six , No Rest equivalent   = Five , No Rest equivalent   = Three , No Rest equivalent         </p>	<p>  = Semi-Breeve = Four ,  = Rest = Zour   or  = Minim = Two,  = Rest = Zwo   or  = Crotchet = Ta,  = Rest = Za         </p>
------------------------------------------------------------------------------------------------------------------------------------------------------------------------------------------------------------------------------------------------------------------------------------------------------------------------------------------------------------------------------------------------------------------------------------------------------------------------------------------	----------------------------------------------------------------------------------------------------------------------------------------------------------------------------------------------------------------------------------------------------------------------------------------------------------------------------------------------------------------------------------------------------------------------------------------------------------------------------------------------------------------------------------------------------------------------------------------------------------------------------------------------------------------------------------------------------------------------------------------------------------------------------------------------------------------------

### NO. 5.8 - THREE SAD MICE


830                      831                      833                      835                      837


A 

B 

Three sad mice, three sad mice. We can't find our tails to-day. Ver - y sad.

838                      839                      841                      843                      845





Don't trust her, she's the farmer's wife. We have lost our tails for ev-er. Ver - y sad.



### NO.5.9 - THE FJORDS (Nordic)

846                      847                      849

A 

B 

850                      851                      853







NO. 5.10 - DRUM DRUM AWAY

854 855 857

Part A  
Drum drum rat - a - tat, drum a - way a rat - a - tat.

Part B

858 859 861

Drum drum drum a - way, play the drum a rat - tat - tat.



NO. 5.11 - THERE WAS A CROOKED MAN. - breath points?

862 863 865

Part A  
Th'was a crook - ed man and he walked a crook - ed mile, he found a crook - ed

Part B

867 869 871

six pence up - on a crook - ed style. He bought a crook - ed cat which

872 873 875 877

caught a crook - ed mouse, and they all lived to - geth - er in a crook - ed lit - tle house.



NO. 5.12 - LITTLE ROBIN REDBREAST (English 1744)

**A**

879 881 883

A Lit - tle Rob - in Red - breast sat up - on a tree, Up went the pus - sy - cat and

B

**B**

884 885 887 889

A down went he, Down came pus - sy cat, a - way Rob - in ran, Says lit - le

B

891 **C** 893 895

A Rob - in Red - breast, "Catch me if you can." Lit - tle Rob - in Red - breast jumped u - pon a

B

897 **D** 899 901

A wall, Pus - sy - cat jumped af - ter him, and al - most had a fall. Lit - tle Rob - in

B

903 905 907 909

A chirped and sang and what did he say? Pus - sy cat said "Me - ow", and Rob - in flew a - way.

B

# 5.13 - CONCERT TIME DUET 4. For Seven Hills State School.

**A**

911 913 915

Part A

Part B

916 917 **B** 919 921

922 923 925 **C** 927

928 929 931 933

**D Percussion** 935 937 939 941

942 943 945 **E** 947

948 949 951 953

5.14 - CONCERT TIME DUET 5, MEDLEY 5  
 Wiggle Wobble, Four Note Shuffle, Drum Away, Croked Little Man

**A** Wiggle Wobble

955 , 957 ,

A Wig - gle wob - ble loos - ie tooth, wig - gle with my tongue tongue.

B

958 , 961 ,

Wig - gle wob - ble loos - ie tooth, whoops! not hun - gry now.

**B** 4 Note Shuffle

963 , 965 ,

Shuf - fle shuf shuf - fle, on and on we shuf - fle.

966 , 969 ,

Cards fall down all on the floor. Fif - ty two card pick - up.

**C** Drum Away

973

Drum drum rat - a - tat, drum a - way a rat - a - tat.



974 975 977

Drum drum drum a - way, play the drum a rat - tat - tat.

**D** Crooked Man

979 981

Th'was a crook - ed man and he walked a crook - ed mile, he

982 983 985

found a crook - ed six pence up - on a crook - ed style. He

**E**

987 989

brought a crook - ed cat which caught a crook - ed mouse, and they

990 991 993

all lived to - geth - er in a crook - ed lit - tle house.

# SOLO SEVEN

NO. 5.15 - Solo medley with piano accompaniment. (Medley 5)

Wiggle Wobble, Four Note Shuffle, Drum Away, Croked Little Man

994 995 **A Wiggle Wobble** 997 999

Soloist

Accompaniment

Bb Cm Bb Eb Eb Bb Cm Bb Bb7 Eb Cm7

1000 1001 1003 **B 4 Note Shuffle** 1005

Accompaniment

Eb Bb Cm C Bb Cm Bb7 Eb Cm Gm Cm Gm7

1006 1007 1009 1011

Accompaniment

Cm7 F Gm7 Cm7 Bb Eb Bb Cm Gm7 Am F7 Bb Cm

**C** Drum Away

1013 , 1015 1017 ,

**D** Crooked Man

1018 1019 , 1021 1023 ,

**E**

1024 1025 1027 , 1029

1031 , 1033 1035

NO. 5.16 - CONCERT TIME DUET 6, MEDLEY 6

Ring a Ring a Rosie, The Fjords, Little Robin Red Breast, Zombie In the Phryg.

**A Ring a Rosie**

1037 , 1039 ,

A Ring a ring o' Ros - ies, a pock - et full of pos - ies,

B

1040 1041 , 1043 ,

When your Moth - er calls you, out jump the pos - ies.

**B The Fjords**

1045 , 1047 ,

1048 1049 , 1051 ,

**C Little Robin**

1053 1055 ,

Lit - tle Rob - in Red - breast sat u - pon a rail.

1056 1057 1059

Nid - dle nod - dle went his head, wig - gle wag - gle went his tail.

**D** 1061 1063

Lit - tle Rob - in Red - breast came to vis - it me.

1064 1065 1067

This is what he whist - led, "Thank you for the tea."

**E** **Zombie in the Phryg** 1069 1071

Zom - bies walk - ing, Stamp feet on the floor Lock them in the Phryg.  
Zom - bies walk - ing. Zom - bies on the prow! Stamp feet on the floor

1072 1073 1075

Zom - bies stalk - ing, Stamp feet on the floor Did they get out? Oh! Yes!  
Zom - bies stalk - ing But they won't catch me. Ah!!

Stamp feet on the floor

2ND TIME: Stand in Zombie pose

# SOLO EIGHT

NO. 5.17 - Solo with piano accompaniment.

1076 A 1077 1079

Soloist

Accompaniment

Chord diagrams: C, C7, F, C, F7, Bb7, Eb, Bb, Eb, Cm7 3fr., Dm, Eb, Bb

1081 1083

Accompaniment

Chord diagrams: Eb, Dm7, Cm 3fr., Eb, Bb, Ab, D°7, Ab, Bb7, Eb

1085 B 1087 1089

Accompaniment

Chord diagrams: Cm7 3fr., Bb, Eb, Eb, Bb, Eb, Bb7, Bb, Bb, Cm7 3fr., Bb, Bb7, Eb

1090 1093 **C**

1095 1097 1099

1100 1103 **D**

1105 1107 1109

NO. 5.18 - CONCERT TIME DUET 7

Για το φεγγάρι Λοκρίς (Gia to Fengári Lokrís)

1110 1111 1113 1115

1116 1117 **A** 1119 1121

1122 1123 1125 **B** 1127

1128 1129 1131 1133

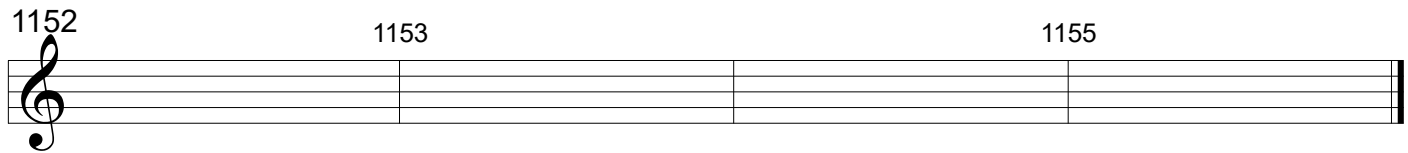
1134 1135 **C** 1137 1139

1140 1141 1143 **D** 1145

1146 1147 1149 1151



NO. 5.19 - YOUR COMPOSITION



## STAGE FIVE ASSESSMENT

1. Composition above..
2. Play one single Stage 5 song or, tune from memory
3. Perform a Stage 5 duet medley with an ensemble
4. Perform a Stage 5 piano accompanied solo.