




STAGE FIVE

Tunes using the notes Concert A, Bb, C, D and the new note Eb;

the values Semi-Breve (♩ = 4 counts),

Minim (♩ or ♪ = 2 counts), Crotchet (♩ or ♪ = one count), and equivalent rests

'Breath mark (breathe here only), the word "phrase", a musical thought,

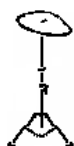
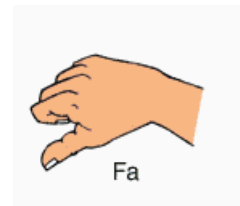
the sign  Fermata (play the note for the length of time the conductor indicates),

The concepts Duet and or Divisi - two players or sections playing different notes or lines at the same time. Ties, Slurs, Double Bar Line, Solo, Soli, Tutti, Tacet and, Kodaly

DRUM and AUX Staves - Because there is now a larger number of notes to place on these staves, we will now have two lines on the staff to assist with reading.

NO.5.1 - NEXT NOTE CONCERT Eb

Use the Left hand.



RIDE CYMBAL - placed on a stand and marked with the word "Ride". It looks similar to the Crash, so you must read the label. Played with hard or soft sticks.

SUSPENDED CYMBAL (SC) - placed on, or hung from a stand. Played with hard or soft sticks. Note that it could look the same as the Kit "Ride" Refer to the box below.

NB: Suspended Cymbal is a group name, but is usually the cymbal marked "ride". For Drum Kit, it will be the Ride Cym. or a Crash Cymbal, but for Aux. Perc., it will be the one that you feel is best to use at that time. In the diagrams above, the drum Kit Ride cymbal and, Aux suspended cymbal look the same. Sometimes, they are the same.

It maybe on a stand or, hung by a cord. Some times there is only one cymbal anyway. Firstly we will play it using the normal stick but again, experience will guide you as to stick or mallet selection.

Note that this note shape is "softer" looking than the previous Crash and Hand Cymbal (HC) shapes and; that it is also in a lower position than the Crash shape and HC shape.

NO. 5.2- WARM-UP 3

Mallets

Timpani

Drums

Auxiliary

Triangle

Tambourine

S.D.

B.D.

Ride

Sus. Cym

762 765 767 769

Eb A C

Mallets

Timpani

Drums

Auxiliary

Crash

Hand Cym

Wood Block

770 771 773 775 777

Eb

If there are not enough people
or hands, play what you can.
It could be different every time.

Mallets

Timpani

Drums

Auxiliary

778 779 781 783 785

786 787 789

Mallets

Timpani

Drums

Auxiliary



NO. 5.3 - WIGGLE WOBBLE TOOTH

790 791 793

Mallets

Part B

Timpani

Drums

Auxiliary

Wig - gle wob - ble loos - ie tooth, wig - gle with my tongue tongue.

794 795 797

Mallets

Timpani

Drums

Auxiliary

Wig - gle wob - ble loos - ie tooth, whoops! not hun - gry now.



NO. 5.4 - FOUR NOTE SHUFFLE - Where are the breathing points?

798 799 801

Mallets Shuf - fle shuf shuf - fle, on and on we shuf - fle.

Part B

Timpani

Drums

Auxiliary

802 803 805

Mallets Cards fall down all on the floor. Fif - ty two card pick - up.

Timpani

Drums

Auxiliary

NO. 5.5 - COUNTRY WALK - Using Divisi - Play the upper or lower notes.

806 807 809

Mallets

Timpani

Drums

Auxiliary

810 811 813

Mallets

Timpani

Drums

Auxiliary

NO. 5.6 - FOUR NOTE MARCH

814 815 817

Mallets

Timpani

Drums

Auxiliary

Left right left right left right left. march all day long here.

818 819 821

Mallets

Timpani

Drums

Auxiliary

Down and up, up and down, march a - long with just four notes.



NO. 5.7 - RING A RING O' ROSIE. - NB: the breath positions

822 823 825

Mallets Ring a ring o' Ros - ies, a pock - et full of pos - ies,

B

Timpani

Drums

Auxiliary

826 827 829

Mallets When your Moth - er calls you, out jump the pos - ies.

Timpani

Drums

Auxiliary

MORE KODALY (pronounced Ko-die)

In stage 4, we learnt about Zoltan Kodaly's system of using vocal sounds to indicate note values and their sound length. We will now learn four more Kodaly sounds for the other note lengths we have used.

- | | | | | | | |
|--|------------------------------|--|------------------------|------------------|---------------|--------------|
| | = Eight , No Rest equivalent | | = Semi-Breeve = Four , | | = Rest = Zour | |
| | = Six , No Rest equivalent | | or | = Minim = Two, | | = Rest = Zwo |
| | = Five , No Rest equivalent | | or | = Crotchet = Ta, | | = Rest = Za |
| | = Three , No Rest equivalent | | | | | |

NO. 5.8 - THREE SAD MICE

830 831 833 835 837

Mallets
B
Timpani
Drums
Auxiliary

Three sad mice, three sad mice. We can't find our tails to-day. Ver - y sad.

838 839 841 843 845

Mallets
Timpani
Drums
Auxiliary

Don't trust her, she's the farmer's wife. We have lost our tails for ev-er. Ver - y sad.



NO.5.9 - THE FJORDS (Nordic)

846 847 849

A

Mallets

B

Timpani

Drums

Auxiliary

850 851 853

Mallets

Timpani

Drums



NO. 5.10 - DRUM DRUM AWAY

854 855 857

Part A Mallets
 Drum drum rat - a - tat, drum a - way a rat - a - tat.

Part B

Timpani

Drums

Auxiliary

858 859 861

Part A Mallets
 Drum drum drum a - way, play the drum a rat - tat - tat.

Part B

Timpani

Drums

Auxiliary



NO. 5.11 - THERE WAS A CROOKED MAN. - breath points?

862 863 865

Part A

Mallets

Part B

Timpani

Drums

Auxiliary

Th'was a crook-ed man and he walked a crook-ed mile, he found a crook-ed

867 869 871

Mallets

Timpani

Drums

Auxiliary

six pence up on a crook-ed style. He bought a crook-ed cat which

872 873 875 877

Part A

Mallets

Part B

caught a crook-ed mouse, and they all lived to geth-er in a crook-ed lit-tle house.

NO. 5.12 - LITTLE ROBIN REDBREAST (English 1744)

A

879 881 883 885

Mallets
Lit-tle Rob-in Red-breast sat up-on a tree, Up went the pus-sy-cat and down went he,

B

Timpani

Drums

Auxiliary



B

886 887 889 891 893

Mallets
Down came pussy cat, a-way Rob-in ran, Says lit-le Rob-in Red-breast, "Catchme if you can."

Timpani

Drums

Auxiliary

894 **C** 895 897 899 901

Mallets
 Lit-tle Rob-in Red-breast jumpedu-pon a wall, Pussy-cat jumped af-ter him, and al-most had a fall.

Timpani

Timpani

Drums

Auxiliary

D 903 905 907 909

Mallets
 Lit-tle Rob-in chirpedandsangand what did he say? Pus-sy cat said"Me-ow"and Robin flew a - way.

Timpani

Drums

Auxiliary

From this point onwards, the four percussion groups will be presented separately.
 First up is Mallets

Mallets Page 61
5.13 - CONCERT TIME DUET 4.
For Seven Hills State School.

A

911 913 915

Part A

Part B

916 917 **B** 919 921

922 923 925 **C** 927

928 929 931 933

D Percussion

935 937 939

941 943 945 **E** 947

948 949 951 953

Mallets Page 62

5.14 - CONCERT TIME DUET 5, MEDLEY 5 Wiggle Wobble, Four Note Shuffle, Drum Away, Croked Little Man

A Wiggle Wobble

955 , 957 , 959 ,

A Wig-gle wob-ble loos-ie tooth, wig-gle with my tongue tongue. Wig-gle wob-ble loos-ie tooth,

B

B 4 Note Shuffle

960 , 961 , 963 , 965 ,

whoops! not hun - gry now. Shuf - fle shuf shuf - fle, on and on we shuf - fle.

C Drum Away

966 , 967 , 969 , 971 ,

Cards fall down all on the floor. Fif - ty two card pick - up. Drum drum rat - a - tat,

972 , 973 , 975 , 977 ,

drum a - way a rat - a - tat. Drum drum drum a - way, play the drum a rat - tat - tat.

D Crooked Man

979 , 981 ,

Th'was a crook - ed man and he walked a crook - ed mile, he found a crook - ed

E

983 , 985 , 987 ,

six pence up - on a crook - ed style. He brought a crook - ed cat which caught a crook - ed

989 , 991 , 993 ,

mouse, and they all lived to - geth - er in a crook - ed lit - tle house.

SOLO SEVEN

NO. 5.15 - Solo medley with piano accompaniment. (Medley 5)

Wiggle Wobble, Four Note Shuffle, Drum Away, Croked Little Man

A Wiggle Wobble

994 995 997 999

Soloist

Accompaniment

Musical score for section A, 'Wiggle Wobble', measures 994-999. The soloist part is in treble clef with a key signature of two flats. The piano accompaniment is in grand staff. Chords for the piano part are: Bb, Cm 3fr., Bb, Eb, Eb, Bb, Cm 3fr., Bb, Bb7, Eb, Cm 7 3fr.

B 4 Note Shuffle

1000 1001 1003

Musical score for section B, '4 Note Shuffle', measures 1000-1003. The soloist part is in treble clef with a key signature of two flats. The piano accompaniment is in grand staff. Chords for the piano part are: Eb, Bb, Cm 3fr., C 3fr., Bb, Cm 3fr., Bb7, Eb, Cm 3fr., Gm 3fr.

1005 1007 1009

Musical score for section B, '4 Note Shuffle', measures 1005-1009. The soloist part is in treble clef with a key signature of two flats. The piano accompaniment is in grand staff. Chords for the piano part are: Cm 3fr., Gm7 3fr., Cm7 3fr., F 13 4 2 1, Gm7 3fr., Cm7 3fr., Bb 1 2 3 4 1, Eb, Bb 1 2 3 4 1, Cm 3fr., Gm7 3fr.

1010 C Drum Away 1011 1013 1015

Am F7 Bb Cm Eb F Eb F Bb Bb7 Eb F

3fr.

Detailed description: This system contains measures 1010 to 1015. The top staff is a single melodic line. The middle and bottom staves are piano accompaniment. Chord diagrams are provided above the piano staff for each measure. Measure 1010 has a fermata over the final note. Measure 1011 has a fermata over the final note. Measure 1013 has a fermata over the final note. Measure 1015 has a fermata over the final note.

1017 D Crooked Man 1019 1021

Eb F Bb Cm7 Bb7 Eb Bb F7 Bb F

3fr.

Detailed description: This system contains measures 1017 to 1021. The top staff is a single melodic line. The middle and bottom staves are piano accompaniment. Chord diagrams are provided above the piano staff for each measure. Measure 1017 has a fermata over the final note. Measure 1019 has a fermata over the final note. Measure 1021 has a fermata over the final note.

1023 E 1025 1027 1029

F Bb F7 Bb F F7 Bb

Detailed description: This system contains measures 1023 to 1029. The top staff is a single melodic line. The middle and bottom staves are piano accompaniment. Chord diagrams are provided above the piano staff for each measure. Measure 1023 has a fermata over the final note. Measure 1025 has a fermata over the final note. Measure 1027 has a fermata over the final note. Measure 1029 has a fermata over the final note.

1030 1031 1033 1035

F7 F Bb F7 Bb F7 Bb F7 Bb Eb Cm7 Bb

3fr.

Detailed description: This system contains measures 1030 to 1035. The top staff is a single melodic line. The middle and bottom staves are piano accompaniment. Chord diagrams are provided above the piano staff for each measure. Measure 1035 has a fermata over the final note.



NO. 5.16 - CONCERT TIME DUET 6, MEDLEY 6
 Ring a Ring a Rosie, The Fjords, Little Robin Red Breast, Zombie In the Phryg.

A Ring a Rosie

1037 , 1039 ,

A Ring a ring o' Ros - ies, a pock - et full of pos - ies,

B

1040 1041 1043 ,

When your Moth - er calls you, out jump the pos - ies.

B The Fjords

1045 , 1047 ,

1048 1049 , 1051 ,

C Little Robin

1053 1055 ,

Lit - tle Rob - in Red - breast sat u - pon a rail.

1056 1057 1059

Nid - dle nod - dle went his head, wig - gle wag - gle went his tail.

D 1061 1063

Lit - tle Rob - in Red - breast came to vis - it me.

1064 1065 1067

This is what he whist - led, "Thank you for the tea."

E Zombie in the Phryg 1069 1071

Zom - bies walk - ing,
Zom - bies walk - ing.

Stamp feet on the floor

Lock them in the Phryg.
Zom - bies on the prowl

Stamp feet on the floor

1072 1073 1075

Zom - bies stalk - ing
Zom - bies stalk - ing

Stamp feet on the floor

Did they get out?
But they won't catch

Oh! Yes!
me. Ah!!

Stamp feet on the floor

2ND TIME: Stand in Zombie pose

SOLO EIGHT

NO. 5.17 - Solo with piano accompaniment.

1076 A 1077 1079

Soloist

Accompaniment

C C7 F C F7 B \flat 7 E \flat B \flat E \flat Cm7 Dm E \flat B \flat

1081 1083 1085

Accompaniment

E \flat Dm7 Cm E \flat B \flat A \flat D $^{\circ}$ 7 A \flat B \flat 7 E \flat Cm7 B \flat E \flat

1086 B 1087 1089

Accompaniment

E \flat B \flat E \flat B \flat B \flat B \flat Cm7 B \flat B \flat 7 E \flat E \flat D $^{\circ}$ 7

1091 C 1093

Chords: Eb, D, Eb6 4fr., Gm7 3fr., Bb7 3fr., A°7, Gm7 3fr., Eb

1095 1097 1099

Chords: Cm7 3fr., A°7, Fm7, Bb, Fm, Gm, Bb 3fr., Eb, F, D°7, AbM7, Eb

1100 D 1103

Chords: F7, Bb9, Eb, Bb, Eb, Cm7 3fr., Dm, Eb, Bb, Eb, Dm7, Cm 3fr.

1105 1107 1109

Chords: Eb, Bb, Ab, D°7, Ab, Bb7, Eb, Cm7 3fr., Bb9, Eb

Mallets Page 69
 NO. 5.18 - CONCERT TIME DUET 7
 Για το φεγγάρι Λοκρίς (Gia to Fengári Lokrís)

1110 1111 1113 1115

A

B

1117 1119 1121 1123

A

1124 1125 1127 1129

B

1131 1133 1135 1137

C

1138 1139 1141 1143

D

Part B

1145 1147 1149 1151

Stage 5

TIMPANI

5.13 - CONCERT TIME DUET 4.
For Seven Hills State School.

A

911 913 915

Musical staff for section A, measures 911-915. The staff is in bass clef with a key signature of one flat. It contains five measures of music with notes and rests.

916 917 **B** 919 921

Musical staff for section B, measures 916-921. The staff is in bass clef with a key signature of one flat. It contains six measures of music, including rests and notes.

922 923 925 **C** 927

Musical staff for section C, measures 922-927. The staff is in bass clef with a key signature of one flat. It contains six measures of music.

928 929 931 933

Musical staff for section C continuation, measures 928-933. The staff is in bass clef with a key signature of one flat. It contains six measures of music.

D Percussion

935 937 939

Musical staff for section D, measures 935-939. The staff is in bass clef with a key signature of one flat. It contains five measures of music, primarily consisting of chords and rests.

940 941 943 945

Musical staff for section D continuation, measures 940-945. The staff is in bass clef with a key signature of one flat. It contains six measures of music.

E

947 949 951 953

Musical staff for section E, measures 947-953. The staff is in bass clef with a key signature of one flat. It contains seven measures of music.

Timpani Page 62

5.14 - CONCERT TIME DUET 5, MEDLEY 5
Wiggle Wobble, Four Note Shuffle, Drum Away, Croked Little Man

A Wiggle Wobble

955 , 957 , 959 ,

B 4 Note Shuffle

960 961 963 , 965 ,

C Drum Away

966 967 , 969 , 971 ,

972 973 , 975 , 977

D Crooked Man

979 , 981 , 983

E

984 , 985 , 987 ,

989 , 991 , 993

SOLO SEVEN

NO. 5.15 - Solo medley with piano accompaniment. (Medley 5)

Wiggle Wobble, Four Note Shuffle, Drum Away, Croked Little Man

994 995 **A Wiggle Wobble** 997 999

Soloist

Accompani-ment

ff

1000 1001 1003 **B 4 Note Shuffle** 1005

1006 1007 1009 1011

C Drum Away 1013 , 1015 1017 ,

This section consists of three measures. The bass line features a steady eighth-note pattern. The piano accompaniment is in the right hand, with chords Eb, F, Eb, F, Bb, Bb7, Eb, F, Eb, and F. Each chord is accompanied by a guitar-style fingering diagram. The treble line contains a series of chords that align with the piano accompaniment. The bass line continues with eighth notes throughout.

1018 , **D Crooked Man** 1021 1023 ,

This section consists of four measures. The bass line has a steady eighth-note pattern. The piano accompaniment includes chords Bb, Cm7, Bb7, Eb, Bb, F7, Bb, F, and F. Fingering diagrams are provided for each chord. The treble line features chords corresponding to the piano accompaniment. The bass line has some rests in the second and fourth measures.

1024 , **E** 1029

This section consists of five measures. The bass line has a steady eighth-note pattern. The piano accompaniment includes chords Bb, F7, Bb, F, F7, and Bb. Fingering diagrams are provided for each chord. The treble line features chords corresponding to the piano accompaniment. The bass line has some rests in the second and fourth measures.

1030 , 1031 , 1033 1035

This section consists of six measures. The bass line has a steady eighth-note pattern. The piano accompaniment includes chords F7, F, Bb, F7, Bb, F7, Bb, F7, Bb, F7, Bb, Eb, Cm7, and Bb. Fingering diagrams are provided for each chord. The treble line features chords corresponding to the piano accompaniment. The bass line has some rests in the second and fourth measures.

NO. 5.16 - CONCERT TIME DUET 6, MEDLEY 6

Ring a Ring a Rosie, The Fjords, Little Robin Red Breast, Zombie In the Phryg.

A Ring a Rosie

1037 , 1039 ,

Musical notation for measures 1037-1039. Measure 1037: bass clef, one flat, quarter note G2. Measure 1038: quarter note G2, quarter note F2. Measure 1039: quarter note G2, quarter note F2.

1040 1041 , 1043

Musical notation for measures 1040-1043. Measure 1040: quarter note G2. Measure 1041: quarter note G2, quarter note F2. Measure 1042: quarter note G2, quarter note F2. Measure 1043: quarter note G2, quarter note F2.

B The Fjords

1045 , 1047

Musical notation for measures 1045-1047. Measure 1045: quarter note G2. Measure 1046: quarter note G2, quarter note F2. Measure 1047: quarter note G2, quarter note F2.

1048 1049 , 1051

Musical notation for measures 1048-1051. Measure 1048: quarter note G2. Measure 1049: quarter note G2, quarter note F2. Measure 1050: quarter note G2, quarter note F2. Measure 1051: quarter note G2, quarter note F2.

C Little Robin

1053 1055 ,

Musical notation for measures 1053-1055. Measure 1053: quarter rest. Measure 1054: quarter note G2, quarter note F2. Measure 1055: quarter rest.

1056 1057 1059

Musical notation for measures 1056-1059. Measure 1056: quarter rest. Measure 1057: quarter note G2, quarter note F2. Measure 1058: quarter rest. Measure 1059: quarter note G2, quarter note F2.

D

1061 1063

1064 1065 1067

E Zombie in the Phryg

Stamp feet on the floor

Stamp feet on the floor

1069 1071

1072 1073 1075

Stamp feet on the floor

Stamp feet on the floor

2ND TIME: Stand in Zombie pose

Stamp feet on the floor

SOLO EIGHT

NO. 5.17 - Solo with piano accompaniment.

1076 A 1077 1079

Soloist

Accompaniment

Chord diagrams for measures 1076-1079: C, C7, F, C, F7, Bb7, Eb, Bb, Eb, Cm7, Dm, Eb, Bb.

1081 1083 1085

Accompaniment

Chord diagrams for measures 1081-1085: Eb, Dm7, Cm, Eb, Bb, Ab, D°7, Ab, Bb7, Eb, Cm7, Bb, Eb.

1086 B 1087 1089

Accompaniment

Chord diagrams for measures 1086-1089: Eb, Bb, Eb, Bb, Bb, Bb, Cm7, Bb, Bb7, Eb, Eb, D°7.

Timpani Page 68

1091 1093 **C**

Chords: Eb, D, Eb6, Gm7, Bb7, A°7, Gm7, Eb

1095 1097 1099

Chords: Cm7, A°7, Fm7, Bb, Fm, Gm, Bb, Eb, F, D°7, AbM7, Eb

1100 1103 **D**

Chords: F7, Bb9, Eb, Bb, Eb, Cm7, Dm, Eb, Bb, Eb, Dm7, Cm

1105 1107 1109

Chords: Eb, Bb, Ab, D°7, Ab, Bb7, Eb, Cm7, Bb9, Eb

NO. 5.18 - CONCERT TIME DUET 7

Για το φεγγάρι Λοκρίς (Gia to Fengári Lokrís)

1110 1111 1113

Musical staff 1110-1113: Bass clef, 2/4 time signature. Measures 1110-1111: G2, A2, Bb2. Measure 1112: whole rest. Measures 1113-1114: G2, A2, Bb2.

1114 1115 1117

Musical staff 1114-1117: Bass clef, 2/4 time signature. Measures 1114-1115: G2, A2. Measure 1116: Bb2. Measure 1117: whole rest.

A 1119 1121

Musical staff 1119-1121: Bass clef, 2/4 time signature. Measures 1119-1120: Bb2, A2. Measure 1121: G2, A2, Bb2.

1122 1123 1125

Musical staff 1122-1125: Bass clef, 2/4 time signature. Measures 1122-1123: G2, Bb2. Measures 1124-1125: A2, G2.

1126 **B** 1127 1129

Musical staff 1126-1129: Bass clef, 2/4 time signature. Measures 1126-1127: G2, A2. Measure 1128: Bb2. Measure 1129: G2, A2, Bb2.

1130 1131 1133

Musical staff 1130-1133: Bass clef, 2/4 time signature. Measures 1130-1131: G2, Bb2. Measures 1132-1133: A2, G2.

1135 **C** 1137

Musical staff 1135-1137: Bass clef, 2/4 time signature. Measures 1135-1136: G2, A2. Measure 1137: Bb2.

1139 1141 1143

Musical staff 1139-1143: Bass clef, 2/4 time signature. Measures 1139-1140: G2, A2. Measure 1141: Bb2. Measures 1142-1143: G2, A2.

D 1145

Musical staff 1145: Bass clef, 2/4 time signature. Measures 1145-1146: G2, A2. Measure 1147: Bb2. Measures 1148-1149: G2, A2. Measure 1150: Bb2.

1147 1149 1151

Musical staff 1147-1151: Bass clef, 2/4 time signature. Measures 1147-1148: G2, A2. Measure 1149: Bb2. Measure 1150: whole rest. Measure 1151: G2.

Stage 5

DRUMS

5.13 - CONCERT TIME DUET 4. For Seven Hills State School.

A Ride Cymbal

S.D.
B.D.

911 913

914 915 917

B

918 919 921

922 923 925

C

926 927 929

930 931 933

D Percussion Crash Cym.

935 937

939 941 943

E

944 945 947

949 951 953

The musical score is divided into five sections labeled A through E. Section A, 'Ride Cymbal', consists of two staves: the top staff for Snare Drum (S.D.) and the bottom staff for Bass Drum (B.D.). It contains measures 911 through 917. Section B contains measures 918 through 925. Section C contains measures 926 through 933. Section D, 'Percussion Crash Cym.', contains measures 934 through 943. Section E contains measures 944 through 953. The notation includes various rhythmic values, rests, and specific drum symbols like cymbals and snare drums.

5.14 - CONCERT TIME DUET 5, MEDLEY 5
Wiggle Wobble, Four Note Shuffle, Drum Away, Crooked Little Man

A Wiggle Wobble

B 4 Note Shuffle

C Drum Away

D Crooked Man

E

SOLO SEVEN

NO. 5.15 - Solo medley with piano accompaniment. (Medley 5)

Wiggle Wobble, Four Note Shuffle, Drum Away, Croked Little Man

A Wiggle Wobble

994 995 997 999

Soloist

Accompaniment

Musical score for section A, 'Wiggle Wobble', measures 994-999. The Soloist part consists of eighth notes with 'x' marks above them, indicating a specific drum pattern. The piano accompaniment features chords and bass lines. Chords shown include Bb, Cm, Bb, Eb, Eb, Bb, Cm, Bb, Bb7, Eb, and Cm7. Fingering and fretting instructions like '3fr.' and '1 2 3 4 1' are provided for the guitar parts.

B 4 Note Shuffle

1000 1001 1003 1005

Musical score for section B, '4 Note Shuffle', measures 1000-1005. The Soloist part continues with eighth notes and 'x' marks. The piano accompaniment includes chords Eb, Bb, Cm, C, Bb, Cm, Bb7, Eb, Cm, Gm, Cm, and Gm7. Fingering and fretting instructions are included.

1006 1007 1009 1011

Musical score for section B, '4 Note Shuffle', measures 1006-1011. The Soloist part continues with eighth notes and 'x' marks. The piano accompaniment includes chords Cm7, F, Gm7, Cm7, Bb, Eb, Bb, Cm, Gm7, Am, F7, Bb, and Cm. Fingering and fretting instructions are included.

C Drum Away

Musical notation for section C, 'Drum Away'. It consists of a drum staff at the top with various rhythmic patterns marked with 'x' and 'o' symbols, and a piano accompaniment below. The piano part includes a treble clef with chords and a bass clef with a simple bass line. Chords shown include Eb, F, Bb7, and Eb. Fingering numbers like 1342 1 and 1 2341 are provided for some notes.

D Crooked Man

Musical notation for section D, 'Crooked Man'. It features a drum staff with rhythmic patterns and a piano accompaniment. The piano part includes a treble clef with chords and a bass clef with a simple bass line. Chords shown include Bb, Cm7, Bb7, Eb, Bb, F7, and F. Fingering numbers like 1 2 3 4 and 1 2 3 4 1 are provided for some notes.

E

Musical notation for section E. It features a drum staff with rhythmic patterns and a piano accompaniment. The piano part includes a treble clef with chords and a bass clef with a simple bass line. Chords shown include Bb, F7, and Bb. Fingering numbers like 1 2 3 4 and 1 2 3 4 1 are provided for some notes.

Musical notation for section F. It features a drum staff with rhythmic patterns and a piano accompaniment. The piano part includes a treble clef with chords and a bass clef with a simple bass line. Chords shown include F7, F, Bb, F7, Bb, F7, Bb, F7, Bb, Eb, Cm7, and Bb. Fingering numbers like 1 2 3 4 and 1 2 3 4 1 are provided for some notes.

NO. 5.16 - CONCERT TIME DUET 6, MEDLEY 6

Ring a Ring a Rosie, The Fjords, Little Robin Red Breast, Zombie In the Phryg.

A Ring a Rosie

Musical notation for measures 1037-1039. Measure 1037: two bass drum notes. Measure 1038: quarter rest, quarter note with cross, quarter note. Measure 1039: quarter note, quarter note, quarter rest.

Musical notation for measures 1040-1043. Measure 1040: two bass drum notes. Measure 1041: quarter note with cross, quarter note. Measure 1042: quarter note, quarter note, quarter note. Measure 1043: quarter note, quarter note, quarter note with cross.

B The Fjords

Musical notation for measures 1045-1047. Measure 1045: quarter note, quarter note, quarter note. Measure 1046: quarter note with cross, quarter note with cross, quarter note with cross. Measure 1047: quarter note with cross, quarter note with cross, quarter note with cross.

Musical notation for measures 1048-1051. Measure 1048: quarter note, quarter note, quarter note. Measure 1049: quarter note, quarter note, quarter note. Measure 1050: quarter note with cross, quarter note with cross, quarter note with cross. Measure 1051: quarter note with cross, quarter note with cross, quarter note with cross.

C Little Robin

Musical notation for measures 1053-1055. Measure 1053: quarter note with cross, quarter note with cross, quarter note with cross. Measure 1054: quarter note with cross, quarter note with cross, quarter note with cross. Measure 1055: quarter note with cross, quarter note with cross, quarter note with cross.

Musical notation for measures 1056-1059. Measure 1056: quarter note with cross, quarter note with cross, quarter note with cross. Measure 1057: quarter note with cross, quarter note with cross, quarter note with cross. Measure 1058: quarter note with cross, quarter note with cross, quarter note with cross. Measure 1059: quarter note with cross, quarter note with cross, quarter note with cross.

D

Musical notation for section D, measures 1061-1067. The notation is on a single staff with a double bar line at the beginning. It features a series of eighth notes with stems marked with an 'x'. Measure 1061 starts with a double bar line and a repeat sign. Measure 1067 ends with a double bar line and a repeat sign. There are also some notes with stems marked with a circled 'x'.

E Zombie in the Phryg

Musical notation for section E, measures 1069-1075. The notation is on a single staff with a double bar line and a repeat sign at the beginning. It features a series of eighth notes with stems marked with an 'x'. Measure 1069 starts with a double bar line and a repeat sign. Measure 1075 ends with a double bar line and a repeat sign. There are also some notes with stems marked with a circled 'x'.

2ND TIME: Stand in Zombie pose

Stamp feet on the floor

SOLO EIGHT

NO. 5.17 - Solo with piano accompaniment.

1076 1077 **A** 1079

Soloist

Accompaniment

C C7 F C F7 Bb7 Eb Bb Eb Cm7 Dm

1080 1081 1083 1085

Eb Bb Eb Dm7 Cm Eb Bb Ab D°7 Ab Bb7 Eb Cm7 Bb Eb

B 1086 1087 1089

Eb Bb Eb Bb Bb Bb Cm7 Bb Bb7 Eb Eb D°7

Drums Page 68

C

1091 1093

Chords: Eb, D, Eb6, Gm7, Bb7, A°7

1095 1097 1099

Chords: Cm7, A°7, Fm7, Bb, Fm, Gm, Bb, Eb, F, D°7, AbM7, Eb

D

1100 1103

Chords: F7, Bb9, Eb, Bb, Eb, Cm7, Dm, Eb, Bb, Eb, Dm7, Cm

1105 1107 1109

Chords: Eb, Bb, Ab, D°7, Ab, Bb7, Eb, Cm7, Bb9, Eb

NO. 5.18 - CONCERT TIME DUET 7

Για το φεγγάρι Λοκρίς (Gia to Fengári Lokrís)

Musical score for drums, measures 1110-1151. The score is written on a single staff with a double bar line at the beginning. The notation includes various rhythmic values (quarter, eighth, and sixteenth notes, rests, and beams) and dynamic markings. Section A is marked from measure 1119 to 1121. Section B is marked from measure 1126 to 1129. Section C is marked from measure 1135 to 1137. Section D is marked from measure 1142 to 1145. The score concludes with a double bar line at measure 1151.

Stage 5

AUXILLIARY

5.13 - CONCERT TIME DUET 4.
For Seven Hills State School.

A

911 913 915

Triangle

916 917 **B** 919 921

922 923 925 **C** 927

928 929 931 933

D Percussion Hand Cyms.

935 937 939

940 941 943 945

E

947 949 951 953

5.14 - CONCERT TIME DUET 5, MEDLEY 5
Wiggle Wobble, Four Note Shuffle, Drum Away, Croked Little Man

A Wiggle Wobble

B 4 Note Shuffle

C Drum Away

D Crooked Man

E

Auxiliary Page 63
SOLO SEVEN

NO. 5.15 - Solo medley with piano accompaniment. (Medley 5)

Wiggle Wobble, Four Note Shuffle, Drum Away, Croked Little Man

A Wiggle Wobble

994 995 997 999

Auxiliary

Accompaniment

Chord diagrams: Bb, Cm, Bb, Eb, Eb, Bb, Cm, Bb, Bb7, Eb, Cm7

3fr. 3fr. 3fr. 3fr. 3fr. 3fr. 3fr. 3fr. 3fr. 3fr.

Detailed description: This section of the score covers measures 994 to 999. It features an 'Auxiliary' staff with rhythmic notation (diamonds and triangles) and an 'Accompaniment' staff with piano accompaniment. Chord diagrams are provided for each measure, including Bb, Cm, Bb, Eb, Eb, Bb, Cm, Bb, Bb7, Eb, and Cm7. Some chords are marked '3fr.' indicating a three-finger fingering.

B 4 Note Shuffle

1000 1001 1003 1005

Chord diagrams: Eb, Bb, Cm, C, Bb, Cm, Bb7, Eb, Cm, Gm, Cm, Gm7

3fr. 3fr. 3fr. 3fr. 3fr. 3fr. 3fr. 3fr. 3fr. 3fr. 3fr.

Detailed description: This section of the score covers measures 1000 to 1005. It features an 'Auxiliary' staff with rhythmic notation and an 'Accompaniment' staff with piano accompaniment. Chord diagrams are provided for each measure, including Eb, Bb, Cm, C, Bb, Cm, Bb7, Eb, Cm, Gm, Cm, and Gm7. Some chords are marked '3fr.' indicating a three-finger fingering.

1006 1007 1009 1011

Chord diagrams: Cm7, F, Gm7, Cm7, Bb, Eb, Bb, Cm, Gm7, Am, F7, Bb, Cm

3fr. 3fr. 3fr. 3fr. 3fr. 3fr. 3fr. 3fr. 3fr. 3fr.

Detailed description: This section of the score covers measures 1006 to 1011. It features an 'Auxiliary' staff with rhythmic notation and an 'Accompaniment' staff with piano accompaniment. Chord diagrams are provided for each measure, including Cm7, F, Gm7, Cm7, Bb, Eb, Bb, Cm, Gm7, Am, F7, Bb, and Cm. Some chords are marked '3fr.' indicating a three-finger fingering.

Auxilliary Page 64

C Drum Away

1013 , 1015 1017 ,

Chord progressions for section C: Eb, F, Eb, F, Bb, Bb7, Eb, F, Eb, F. Fingerings: 1 3 4 2 1, 1 2 3 4 1, 1 2 3 4 1, 1 3 4 2 1, 1 2 3 4 1, 1 3 4 2 1, 1 3 4 2 1, 1 3 4 2 1.

D Crooked Man

1018 1019 , 1021 1023 ,

Chord progressions for section D: Bb, Cm7 3fr., Bb7, Eb, Bb, F7, Bb, F, F. Fingerings: 1 2 3 4 1, 1 3 2 1, 1 2 3 4 1, 1 2 3 4 1, 1 2 3 4 1, 1 3 2 1, 1 2 3 4 1, 1 3 4 2 1, 1 3 4 2 1.

E

1024 1025 1027 , 1029

Chord progressions for section E: Bb, F7, Bb, F, F7, Bb. Fingerings: 1 2 3 4 1, 1 3 2 1, 1 2 3 4 1, 1 3 4 2 1, 1 3 2 1, 1 2 3 4 1.

1030 1031 , 1033 1035

Chord progressions for section E continuation: F7, F, Bb, F7, Bb, F7, Bb, F7, Bb, F7, Bb, Eb, Cm7 3fr., Bb. Fingerings: 1 3 2 1, 1 3 4 2 1, 1 2 3 4 1, 1 3 2 1, 1 2 3 4 1, 1 3 2 1, 1 2 3 4 1, 1 3 2 1, 1 2 3 4 1, 1 3 2 1, 1 2 3 4 1, 1 3 2 1, 1 2 3 4 1.

NO. 5.16 - CONCERT TIME DUET 6, MEDLEY 6

Ring a Ring a Rosie, The Fjords, Little Robin Red Breast, Zombie In the Phryg.

A Ring a Rosie

Musical notation for 'Ring a Rosie' (Measures 1037-1043). The notation is on a single staff with a treble clef and a key signature of one flat. It features diamond-shaped notes on the staff, with some notes marked with triangles above or below. Measure 1037 has a diamond note on the first line. Measure 1038 has a diamond note on the first line and a comma. Measure 1039 has a diamond note on the first line. Measure 1040 has a diamond note on the first line. Measure 1041 has a diamond note on the first line and a comma. Measure 1042 has a diamond note on the first line, a diamond note on the second line, and a diamond note on the second line with a circled 'X' above it. Measure 1043 has a diamond note on the first line, a diamond note on the second line, and a diamond note on the second line with a fermata above it.

B The Fjords

Musical notation for 'The Fjords' (Measures 1045-1051). The notation is on a single staff with a treble clef and a key signature of one flat. It features diamond-shaped notes on the staff, with some notes marked with triangles above or below. Measure 1045 has a diamond note on the first line and a diamond note on the first line with a triangle below it. Measure 1046 has a diamond note on the first line and a diamond note on the first line with a triangle below it. Measure 1047 has a diamond note on the first line, a diamond note on the first line with a triangle below it, a diamond note on the first line with a triangle below it, and a diamond note on the first line with a triangle below it. Measure 1048 has a diamond note on the first line and a diamond note on the first line with a triangle below it. Measure 1049 has a diamond note on the first line and a diamond note on the first line with a triangle below it. Measure 1050 has a diamond note on the first line, a diamond note on the first line with a triangle below it, and a diamond note on the first line with a triangle below it. Measure 1051 has a diamond note on the first line, a diamond note on the first line with a triangle below it, and a diamond note on the first line with a triangle below it.

C Little Robin

Musical notation for 'Little Robin' (Measures 1053-1059). The notation is on a single staff with a treble clef and a key signature of one flat. It features diamond-shaped notes on the staff, with some notes marked with triangles above or below. Measure 1053 has a diamond note on the first line, a diamond note on the first line with a triangle below it, and a diamond note on the first line with a triangle below it. Measure 1054 has a diamond note on the first line, a diamond note on the first line with a triangle below it, and a diamond note on the first line with a triangle below it. Measure 1055 has a diamond note on the first line, a diamond note on the first line with a triangle below it, and a diamond note on the first line with a triangle below it. Measure 1056 has a diamond note on the first line, a diamond note on the first line with a triangle below it, and a diamond note on the first line with a triangle below it. Measure 1057 has a diamond note on the first line, a diamond note on the first line with a triangle below it, and a diamond note on the first line with a triangle below it. Measure 1058 has a diamond note on the first line, a diamond note on the first line with a triangle below it, and a diamond note on the first line with a triangle below it. Measure 1059 has a diamond note on the first line, a diamond note on the first line with a triangle below it, and a diamond note on the first line with a triangle below it.

D

1061 1063 ,

1064 1065 1067

E Zombie in the Phryg

1069 1071

1072 1073 1075

2ND TIME: Stand in Zombie pose

Stamp feet on the floor

SOLO EIGHT

NO. 5.17 - Solo with piano accompaniment.

1076 **A** 1077 1079

Auxiliary

Accompaniment

fff

fff

1081 1083 1085

fff

1086 **B** 1087 1089

Auxiliary Page 68

1091 1093 C

Chords: Eb, D, Eb6 4fr., Gm7 3fr., Bb7, A°7, Gm7 3fr., Eb

1095 1097 1099

Chords: Cm7 3fr., A°7, Fm7, Bb, Fm, Gm 3fr., Bb, Eb, F, D°7, AbM7, Eb

1100 1103 D

Chords: F7, Bb9, Eb, Bb, Eb, Cm7 3fr., Dm, Eb, Bb, Eb, Dm7, Cm 3fr.

1105 1107 1109 * * *

Chords: Eb, Bb, Ab, D°7, Ab, Bb7, Eb, Cm7 3fr., Bb9, Eb

NO. 5.18 - CONCERT TIME DUET 7

Για το φεγγάρι Λοκρίς (Gia to Fengári Lokrís)

Musical staff with measures 1110 to 1117. Measure 1110 starts with a double bar line and a half rest. Measures 1111-1117 contain rhythmic notation with various note values and rests. Asterisks are placed above measures 1111, 1112, 1113, 1114, 1115, 1116, and 1117.

A

Musical staff with measures 1118 to 1123. Measure 1118 starts with a double bar line and a half rest. Measures 1119-1123 contain rhythmic notation with various note values and rests. Asterisks are placed above measures 1118 and 1119.

B

Musical staff with measures 1124 to 1129. Measure 1124 starts with a double bar line and a half rest. Measures 1125-1129 contain rhythmic notation with various note values and rests.

C

Musical staff with measures 1130 to 1135. Measure 1130 starts with a double bar line and a half rest. Measures 1131-1135 contain rhythmic notation with various note values and rests. Asterisks are placed above measures 1134 and 1135.

Musical staff with measures 1136 to 1143. Measure 1136 starts with a double bar line and a half rest. Measures 1137-1143 contain rhythmic notation with various note values and rests. Asterisks are placed above measures 1137, 1138, 1139, 1140, 1141, and 1142.

D

Musical staff with measures 1144 to 1151. Measure 1144 starts with a double bar line and a half rest. Measures 1145-1151 contain rhythmic notation with various note values and rests. Asterisks are placed above measures 1145, 1146, 1147, 1148, 1149, and 1150. Measure 1151 ends with a double bar line.

NO. 5.19 - YOUR COMPOSITION

1152 1153 1155

The image shows a musical composition template for percussion. It consists of four horizontal staves. The top two staves are for melodic instruments, with a treble clef on the first and a bass clef on the second. The bottom two staves are for percussion, each starting with a double bar line (||) on the left. The staves are divided into four measures by vertical lines. The first measure is labeled '1152', the second '1153', and the third '1155'. The fourth measure is empty.

STAGE FIVE ASSESSMENT

1. Composition above.
2. Play one single Stage 5 song or, tune from memory
3. Perform a Stage 5 duet medley with an ensemble
4. Perform a Stage 5 piano accompanied solo.